



Ministry of National Economy
of the Republic of Kazakhstan
Committee on Statistics

www.stat.gov.kz

Small and medium enterprises in the Republic of Kazakhstan

2013-2017



Astana 2018

**The Ministry of National economy of the Republic of Kazakhstan
Committee on Statistics**

In accordance with the «Civil Code of the Republic of Kazakhstan (special part),» the material is not subject to reproduction (copying), using the statistical information in the publications (editions); reference to the Committee on Statistics of the Ministry of National Economy of the Republic of Kazakhstan is obligatory.

Small and medium enterprises in the Republic of Kazakhstan

2013-2017

Statistical collection

Astana 2018

Small and medium enterprises in the Republic of Kazakhstan / Statistical collection /
in English / 47 pages

Ministry of National economy of the Republic of Kazakhstan
Committee on Statistics
Chief editor Aidapkelov N.S.

Yearbook is available on the web-site www.stat.gov.kz of Committee on Statistics of the
Ministry of National economy of the Republic of Kazakhstan.

Address: Republic of Kazakhstan, 010000
Astana city, Mangilik El street, 8
House of Ministries, 4th entrance
Ministry of National economy
of the Republic of Kazakhstan
Committee on Statistics
Informational service: +7 7172 749010, 749011
Fax: +7 7172 749546
Email: kazstat.rk@gmail.com
Internet-resource: <http://stat.gov.kz>

Conventional Symbols:

- – it is absent

0,0 – f small quantity

x – data are confidential

... – data are absent

In some cases minor discrepancies between totals and sum due to rounding of data.

Introduction

This yearbook contains indicators of development of small and medium enterprises, their structure and dynamics.

According to Entrepreneur Code of the Republic of Kazakhstan dated October 29, 2015 №375-V for state statistical purposes provided the use of the criteria for small and medium-sized enterprises only in the average number of employees.

The yearbook shows the comparability of dynamic series.

Statistical Yearbook is designed for a wide range of users: top management personnel, employees of the management, financial and economic departments of enterprises and organizations, scientific, business and banking communities, faculty members of teaching staff and students of economic universities and other interested parties.

Contents

1. The current state of small and medium enterprises (SMEs), in 2017.....	5
2.Dynamic of development of small and medium enterprises (SMEs).....	27
Brief methodological explanations.....	62

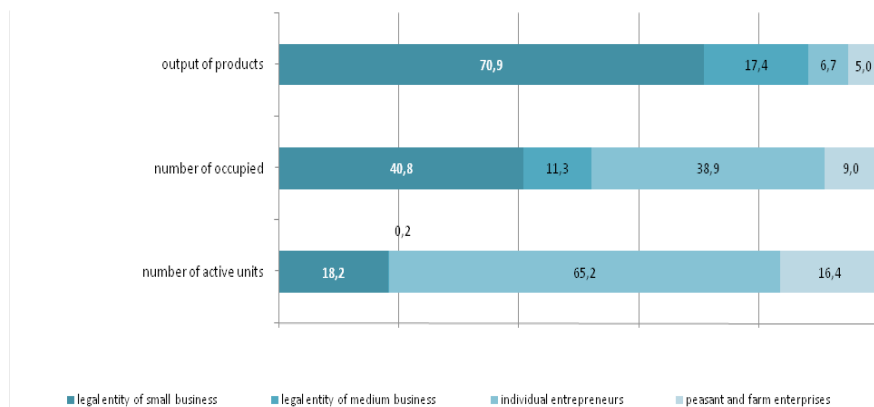
1. The current state of small and medium enterprises (SMEs), in 2017

1.1 Indicators of performance of SME units

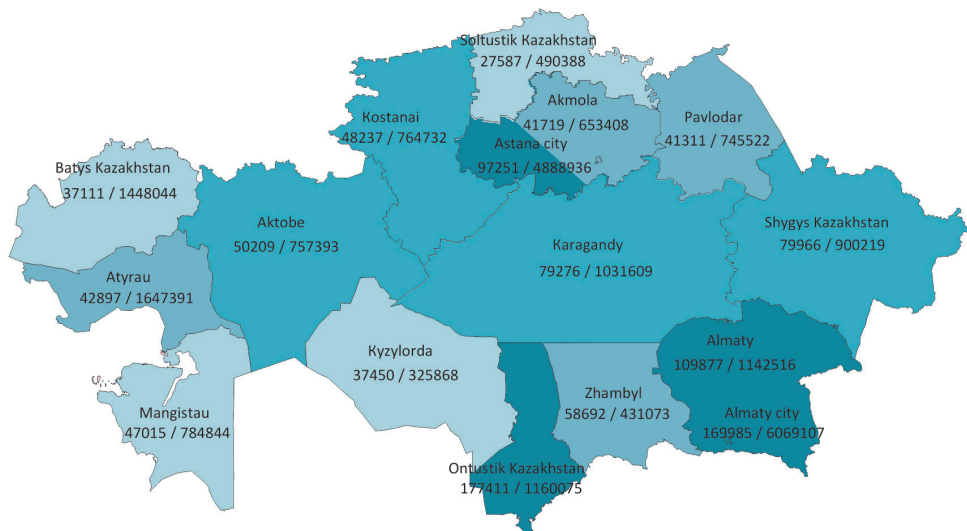
	Number of active SMEs, units	Number of occupied, persons	Output of products (goods and services), million tenge
Republic of Kazakhstan	1 145 994	3 190 133	23 241 125
Akmola	41 719	129 505	653 408
Aktobe	50 209	137 499	757 393
Almaty	109 877	239 931	1 142 516
Atyrau	42 897	126 650	1 647 391
Batys Kazakhstan	37 111	113 115	1 448 044
Zhambyl	58 692	120 131	431 073
Karagandy	79 276	232 239	1 031 609
Kostanai	48 237	154 362	764 732
Kyzylorda	37 450	85 610	325 868
Mangistau	47 015	116 175	784 844
Ontustik Kazakhstan	177 411	332 339	1 160 075
Pavlodar	41 311	131 300	745 522
Soltustik Kazakhstan	27 587	102 393	490 388
Shygyz Kazakhstan	79 966	227 440	900 219
Astana city	97 251	328 227	4 888 936
Almaty city	169 985	613 217	6 069 107

Structure of performance indicators of SMEs

in percent



Key performance indicators of SME units by regions



distribution of number occupied by regions
number of active SMEs, units /output of products, million tenge

- 235 001 – and more persons
- 135 001 – 235 000
- 120 001 – 135 000
- 80 000 – 120 000

1.2 Performance indicators of SME units

	Number, units	Number of occupied, persons	Output of products (goods and services), million tenge
Republic of Kazakhstan	211 360	1 663 219	20 533 922
Akmola	6 551	68 462	549 312
Aktobe	9 133	69 154	645 569
Almaty	8 779	88 007	822 154
Atyrau	6 119	66 410	1 538 461
Batys Kazakhstan	5 597	53 454	1 294 832
Zhambyl	5 282	37 581	275 935
Karagandy	16 288	120 765	838 469
Kostanai	6 761	77 752	609 973
Kyzylorda	4 887	38 552	266 144
Mangistau	7 498	58 013	704 377
Ontustik Kazakhstan	16 686	128 842	855 031
Pavlodar	8 583	65 912	601 751
Soltustik Kazakhstan	4 829	56 837	359 530
Shygys Kazakhstan	10 058	98 440	661 821
Astana city	35 590	215 567	4 710 028
Almaty city	58 719	419 471	5 800 535

1.3 Performance indicators of individual entrepreneurs

	Number, units	Number of occupied, persons	Output of products (goods and services), million tenge
Republic of Kazakhstan	747 107	1 240 876	1 554 704
Akmola	31 034	53 946	57 856
Aktobe	35 935	57 237	62 703
Almaty	56 297	87 246	97 880
Atyrau	34 529	56 601	93 547
Batys Kazakhstan	26 064	49 591	101 299
Zhambyl	37 346	50 634	47 152
Karagandy	55 287	98 357	99 781
Kostanai	36 368	65 778	72 786
Kyzylorda	27 500	38 276	39 479
Mangistau	37 840	55 568	74 982
Ontustik Kazakhstan	92 092	120 643	141 641
Pavlodar	29 517	57 880	74 031
Soltustik Kazakhstan	19 595	39 397	57 042
Shygys Kazakhstan	55 407	104 027	87 076
Astana city	61 553	112 543	178 879
Almaty city	110 743	193 152	268 570

1.4 Indicators of peasant and farm enterprises (PFE)

	Number, units	Number of occupied, persons	Output of products (goods and services), million tenge
Republic of Kazakhstan	187 527	286 038	1 152 499
Akmola	4 134	7 097	46 240
Aktobe	5 141	11 108	49 121
Almaty	44 801	64 678	222 482
Atyrau	2 249	3 639	15 383
Batys Kazakhstan	5 450	10 070	51 913
Zhambyl	16 064	31 916	107 986
Karagandy	7 701	13 117	93 359

	Number, units	Number of occupied, persons	Output of products (goods and services), million tenge
Kostanai	5 108	10 832	81 973
Kyzylorda	5 063	8 782	20 245
Mangistau	1 677	2 594	5 485
Ontustik Kazakhstan	68 633	82 854	163 403
Pavlodar	3 211	7 508	69 740
Soltustik Kazakhstan	3 163	6 159	73 816
Shygys Kazakhstan	14 501	24 973	151 322
Astana city	108	117	29
Almaty city	523	594	2

1.5 Performance indicators of SME units by economic activity

	Number of active SMEs, units	Number of occupied, persons	Output of products (goods and services), million tenge
Total	1 145 994	3 190 133	23 241 125
Agriculture, forestry and fishing	222 186	419 315	1 822 652
Industry	42 332	321 309	4 713 248
Mining and quarrying	2 470	29 767	1 570 434
Manufacturing	36 733	252 837	2 706 976
Electricity, gas, steam and air conditioning	1 022	13 854	305 076
Water supply; sewerage, waste management and remediation activities	2 107	24 851	130 762
Construction	52 011	283 692	3 963 633
Wholesale and retail trade; repair of motor vehicles and motorcycles	408 198	927 808	5 499 850
Transportation and storage	69 327	179 858	1 382 556
Information and communication	14 785	51 841	562 298
Accommodation and food service activities	26 884	113 226	361 382
Real estate activities	77 209	177 712	840 952
Professional, scientific and technical activities	31 807	135 596	1 863 875
Administrative and support service activities	30 622	145 177	713 699
Education	12 823	76 951	165 506
Health care and social services	7 851	57 666	170 266
Arts, entertainment and recreation	8 501	49 761	179 717
Other service activities	141 458	250 221	1 001 491

1.6 Performance indicators of SME units by economic activity

	Number, units	Number of occupied, persons	Output of products (goods and services), million tenge
Total	211 360	1 663 219	20 533 923
Agriculture, forestry and fishing	11 099	104 728	667 568
Industry	18 693	267 121	4 515 116
Mining and quarrying	2 370	29 546	1 569 625
Manufacturing	14 214	200 952	2 511 459
Electricity, gas, steam and air conditioning	787	13 253	304 526

	Number, units	Number of occupied, persons	Output of products (goods and services), million tenge
Water supply; sewerage, waste management and remediation activities	1 322	23 370	129 506
Construction	32 432	251 316	3 925 631
Wholesale and retail trade; repair of motor vehicles and motorcycles	64 806	353 216	4 865 995
Transportation and storage	9 243	92 002	1 271 604
Information and communication	6 396	38 547	552 196
Accommodation and food service activities	3 778	47 591	282 861
Real estate activities	8 260	74 888	602 941
Professional, scientific and technical activities	16 696	111 387	1 839 154
Administrative and support service activities	10 862	111 391	659 598
Education	5 991	62 717	159 148
Health care and social services	3 389	47 730	164 872
Arts, entertainment and recreation	1 947	38 879	172 459
Other service activities	17 768	61 706	854 780

1.7 Performance indicators of SME units by economic activity

	Number, units	Number of occupied, persons	Output of products (goods and services), million tenge
Total	747 107	1 240 876	1 554 703
Agriculture, forestry and fishing	23 560	28 549	2 585
Industry	23 639	54 188	198 132
Mining and quarrying	100	221	809
Manufacturing	22 519	51 885	195 517
Electricity, gas, steam and air conditioning	235	601	550
Water supply; sewerage, waste management and remediation activities	785	1 481	1 256
Construction	19 579	32 376	38 002
Wholesale and retail trade; repair of motor vehicles and motorcycles	343 392	574 592	633 855
Transportation and storage	60 084	87 856	110 952
Information and communication	8 389	13 294	10 102
Accommodation and food service activities	23 106	65 635	78 521
Real estate activities	68 949	102 824	238 011
Professional, scientific and technical activities	15 111	24 209	24 721
Administrative and support service activities	19 760	33 786	54 101
Education	6 832	14 234	6 358
Health care and social services	4 462	9 936	5 394
Arts, entertainment and recreation	6 554	10 882	7 258
Other service activities	123 690	188 515	146 711

1.8 Indices of performance indicators of SME units

in percent

	Number of active SME units	Number of occupied	Output of products (goods and services)
Republic of Kazakhstan	103,6	100,7	110,4
Akmola	102,9	97,8	103,6
Aktobe	104,9	102,0	107,7
Almaty	101,8	93,0	109,5
Atyrau	105,3	102,5	156,5
Batys Kazakhstan	102,6	105,8	106,0
Zhambyl	109,0	102,3	105,2
Karagandy	99,8	100,6	117,5
Kostanai	101,1	102,1	124,1
Kyzylorda	105,2	104,9	113,6
Mangistau	106,5	103,7	83,7
Ontustik Kazakhstan	105,0	101,8	104,1
Pavlodar	101,7	100,0	131,5
Soltustik Kazakhstan	99,8	99,9	120,7
Shygys Kazakhstan	91,9	96,9	101,3
Astana city	104,7	100,9	104,9
Almaty city	109,5	102,5	109,9

1.9 Indices of indicators of SME units

in percent

	Number	Number of occupied	Output of products (goods and services)
Republic of Kazakhstan	109,9	103,8	112,1
Akmola	112,1	99,6	103,3
Aktobe	109,0	101,2	107,5
Almaty	125,4	103,2	115,2
Atyrau	112,6	104,0	163,1
Batys Kazakhstan	115,3	118,0	106,5
Zhambyl	122,2	104,4	106,9
Karagandy	108,1	108,9	119,7
Kostanai	111,3	108,9	128,1
Kyzylorda	105,6	104,1	113,0
Mangistau	114,5	103,8	82,6
Ontustik Kazakhstan	118,5	107,4	105,7
Pavlodar	112,0	102,1	133,2
Soltustik Kazakhstan	110,9	100,8	118,9
Shygys Kazakhstan	115,6	105,0	99,8
Astana city	114,1	103,6	105,8
Almaty city	100,9	100,6	113,0

1.10 Indices of indicators of individual entrepreneurs

in percent

	Number	Number of occupied	Output of products (goods and services)
Republic of Kazakhstan	101,5	96,3	95,8
Akmola	99,6	94,1	102,1
Aktobe	102,9	98,0	111,6
Almaty	95,6	88,4	94,0
Atyrau	103,9	99,1	100,5
Batys Kazakhstan	97,8	92,6	101,7
Zhambyl	110,0	102,0	115,3
Karagandy	95,9	91,6	111,1
Kostanai	98,2	92,8	102,7
Kyzylorda	99,9	95,9	116,4
Mangistau	104,4	101,3	94,5
Ontustik Kazakhstan	106,0	102,1	111,0
Pavlodar	99,0	95,8	141,6
Soltustik Kazakhstan	95,5	95,9	150,9
Shygys Kazakhstan	87,7	85,1	104,5
Astana city	99,8	96,0	86,6
Almaty city	114,4	106,5	68,5

1.11 Indices of indicators of PFE (peasant and farm enterprise)

in percent

	Number	Number of occupied	Output of products (goods and services)
Republic of Kazakhstan	105,4	103,5	102,8
Akmola	117,5	111,6	109,7
Aktobe	112,2	137,3	106,1
Almaty	106,4	87,4	98,8
Atyrau	109,0	143,8	94,2
Batys Kazakhstan	117,4	125,5	101,3
Zhambyl	103,1	100,4	97,4
Karagandy	115,2	104,3	106,9
Kostanai	110,5	121,3	118,7
Kyzylorda	146,2	188,1	116,1
Mangistau	123,8	203,3	115,4
Ontustik Kazakhstan	101,0	94,0	91,5
Pavlodar	101,8	119,4	110,3
Soltustik Kazakhstan	113,5	124,0	111,9
Shygys Kazakhstan	95,6	133,3	106,3
Astana city	337,5	2340,0	100,0
Almaty city	292,2	3300,0	5,3

1.12 Indices of performance indicators of SME units by economic activity

in percent

	Number of active SME units	Number of occupied	Output of products (goods and services)
Total	103,6	100,7	110,4
Agriculture, forestry and fishing	106,1	103,9	110,2
Industry	103,8	104,2	101,9
Mining and quarrying	109,4	105,5	103,1
Manufacturing	102,8	104,0	99,5
Electricity, gas, steam and air conditioning	113,6	105,2	120,4
Water supply; sewerage, waste management and remediation activities	111,9	104,2	103,5
Construction	106,7	96,6	92,5
Wholesale and retail trade; repair of motor vehicles and motorcycles	101,0	98,4	131,5
Transportation and storage	95,8	94,9	107,5
Information and communication	101,9	96,5	114,6
Accommodation and food service activities	104,5	104,8	112,3
Real estate activities	113,3	102,9	92,1
Professional, scientific and technical activities	103,0	99,1	121,3
Administrative and support service activities	100,2	101,1	96,5
Education	118,5	119,9	119,5
Health care and social services	106,1	109,6	113,6
Arts, entertainment and recreation	109,8	96,3	132,9
Other service activities	104,6	102,1	166,0

1.13 Indices of performance indicators of SME units by economic activity

in percent

	Number	Number of occupied	Output of products (goods and services)
Total	109,9	103,8	112,1
Agriculture, forestry and fishing	129,9	102,7	125,7
Industry	106,5	105,3	103,8
Mining and quarrying	108,5	105,3	103,1
Manufacturing	105,6	105,5	102,6
Electricity, gas, steam and air conditioning	111,3	104,9	120,5
Water supply; sewerage, waste management and remediation activities	110,6	103,7	103,3
Construction	103,5	95,8	92,3
Wholesale and retail trade; repair of motor vehicles and motorcycles	113,2	106,8	133,1
Transportation and storage	103,7	102,7	107,2
Information and communication	105,4	97,4	114,7
Accommodation and food service activities	115,4	110,3	115,8
Real estate activities	105,9	96,9	108,8
Professional, scientific and technical activities	104,5	100,3	121,7

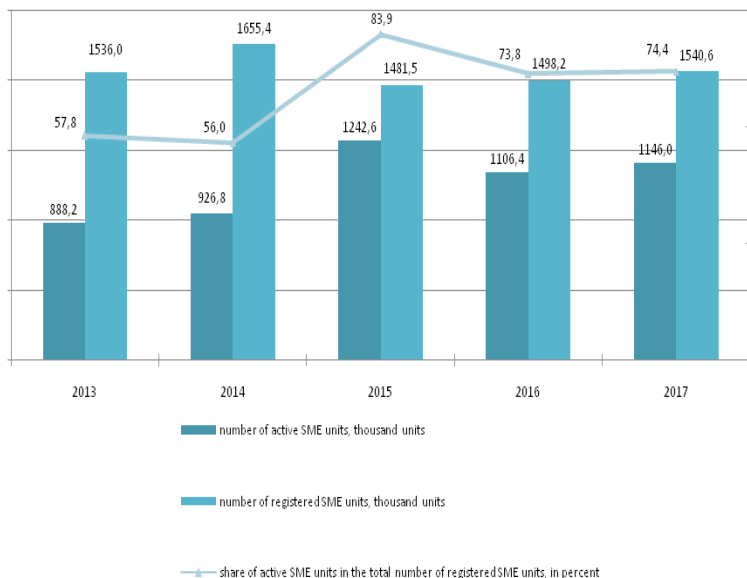
	Number	Number of occupied	Output of products (goods and services)
Administrative and support service activities	108,4	103,9	95,7
Education	125,3	122,2	118,7
Health care and social services	112,7	111,9	113,2
Arts, entertainment and recreation	117,6	95,1	133,9
Other service activities	109,8	121,8	188,9

1.14 Indices of performance indicators of individual entrepreneurs by economic activity

in percent

	Number	Number of occupied	Output of products (goods and services)
Total	101,5	96,3	95,8
Agriculture, forestry and fishing	102,7	113,6	116,3
Industry	101,7	99,0	72,0
Mining and quarrying	138,9	136,4	102,6
Manufacturing	101,1	98,4	71,7
Electricity, gas, steam and air conditioning	121,8	113,0	98,5
Water supply; sewerage, waste management and remediation activities	114,1	112,0	124,8
Construction	112,5	102,9	113,2
Wholesale and retail trade; repair of motor vehicles and motorcycles	99,0	93,9	120,5
Transportation and storage	94,7	87,9	111,4
Information and communication	99,5	93,9	112,1
Accommodation and food service activities	102,9	101,2	101,3
Real estate activities	114,3	107,7	66,2
Professional, scientific and technical activities	101,3	93,7	100,5
Administrative and support service activities	96,1	92,8	106,8
Education	113,2	110,5	144,2
Health care and social services	101,6	100,0	126,0
Arts, entertainment and recreation	107,7	101,0	112,3
Other service activities	103,8	97,0	97,3

The share of active SME units in the total number of registered small and medium enterprises



1.15 Number of registered SMEs

units

	Registered business entities, in total	Registered SMEs			
		total	including		
			SMEs	individual entrepreneurs	peasant and farm enterprises
Republic of Kazakhstan	1 601 285	1 540 592	351 984	993 621	194 987
Akmola	59 267	55 836	9 815	41 611	4 410
Aktobe	65 773	63 120	14 004	43 841	5 275
Almaty	147 538	142 607	15 713	78 496	48 398
Atyrau	57 186	55 210	9 758	43 116	2 336
Batys Kazakhstan	50 569	48 047	7 944	34 483	5 620
Zhambyl	79 908	76 878	8 569	51 819	16 490
Karagandy	105 283	100 710	24 127	68 634	7 949
Kostanai	68 729	65 237	10 698	49 164	5 375
Kyzylorda	52 850	49 991	7 338	37 288	5 365
Mangistau	58 265	56 256	11 934	42 607	1 715
Ontustik Kazakhstan	218 713	213 028	28 974	115 103	68 951
Pavlodar	54 960	52 132	11 886	36 856	3 390
Soltustik Kazakhstan	39 536	36 656	7 442	25 723	3 491
Shygys Kazakhstan	115 734	111 162	16 807	78 894	15 461
Astana city	153 002	148 536	57 315	91 097	124
Almaty city	273 972	265 186	109 660	154 889	637

1.16 Number of registered SME units by economic activity

units

	Registered business entities, in total	Registered SMEs			
		total	including		
			SMEs	individual entrepreneurs	peasant and farm enterprises
Total	1 601 285	1 540 592	351 984	993 621	194 987
Agriculture, forestry and fishing	242 354	241 108	15 621	30 500	194 987
Industry	60 926	59 753	29 063	30 690	-
Mining and quarrying	3 684	3 575	3 457	118	-
Manufacturing	52 098	51 729	22 426	29 303	-
Electricity, gas, steam and air conditioning	1 645	1 464	1 187	277	-
Water supply; sewerage, waste management and remediation activities	3 499	2 985	1 993	992	-
Construction	82 040	81 693	55 971	25 722	-
Wholesale and retail trade; repair of motor vehicles and motorcycles	576 965	576 528	122 436	454 092	-
Transportation and storage	104 791	104 143	14 997	89 146	-
Information and communication	21 399	21 139	9 964	11 175	-
Accommodation and food service activities	37 275	37 207	5 775	31 432	-
Real estate activities	100 862	94 131	10 982	83 149	-
Professional, scientific and technical activities	50 021	48 573	27 728	20 845	-
Administrative and support service activities	43 757	43 204	16 423	26 781	-
Education	30 738	16 352	7 762	8 590	-
Health care and social services	12 046	9 996	4 573	5 423	-
Arts, entertainment and recreation	15 478	12 645	3 290	9 355	-
Other service activities	222 633	194 120	27 399	166 721	-

1.17 Number of active SMEs

units

	Active business entities, in total	Active SMEs			
		total	including		
			SMEs	individual entrepreneurs	peasant and farm enterprises
Republic of Kazakhstan	1 190 756	1 145 994	211 360	747 107	187 527
Akmola	44 375	41 719	6 551	31 034	4 134
Aktobe	52 393	50 209	9 133	35 935	5 141
Almaty	113 429	109 877	8 779	56 297	44 801
Atyrau	44 347	42 897	6 119	34 529	2 249
Batys Kazakhstan	39 149	37 111	5 597	26 064	5 450
Zhambyl	61 156	58 692	5 282	37 346	16 064
Karagandy	82 919	79 276	16 288	55 287	7 701
Kostanai	51 011	48 237	6 761	36 368	5 108
Kyzylorda	39 852	37 450	4 887	27 500	5 063
Mangistau	48 508	47 015	7 498	37 840	1 677

	Active business entities, in total	Active SMEs			
		total	including		
			SMEs	individual entrepreneurs	peasant and farm enterprises
Ontustik Kazakhstan	181 603	177 411	16 686	92 092	68 633
Pavlodar	43 760	41 311	8 583	29 517	3 211
Soltustik Kazakhstan	30 010	27 587	4 829	19 595	3 163
Shygys Kazakhstan	83 388	79 966	10 058	55 407	14 501
Astana city	100 146	97 251	35 590	61 553	108
Almaty city	174 710	169 985	58 719	110 743	523

1.18 Number of active SMEs by economic activity

units

	Active business entities, in total	Active SMEs			
		total	including		
			SMEs	individual entrepreneurs	peasant and farm enterprises
Total	1 190 756	1 145 994	211 360	747 107	187 527
Agriculture, forestry and fishing	222 825	222 186	11 099	23 560	187 527
Industry	43 225	42 332	18 693	23 639	-
Mining and quarrying	2 575	2 470	2 370	100	-
Manufacturing	37 037	36 733	14 214	22 519	-
Electricity, gas, steam and air conditioning	1 179	1 022	787	235	-
Water supply; sewerage, waste management and remediation activities	2 434	2 107	1 322	785	-
Construction	52 291	52 011	32 432	19 579	-
Wholesale and retail trade; repair of motor vehicles and motorcycles	408 441	408 198	64 806	343 392	-
Transportation and storage	69 733	69 327	9 243	60 084	-
Information and communication	14 899	14 785	6 396	8 389	-
Accommodation and food service activities	26 935	26 884	3 778	23 106	-
Real estate activities	81 058	77 209	8 260	68 949	-
Professional, scientific and technical activities	32 731	31 807	16 696	15 111	-
Administrative and support service activities	30 996	30 622	10 862	19 760	-
Education	26 215	12 823	5 991	6 832	-
Health care and social services	9 477	7 851	3 389	4 462	-
Arts, entertainment and recreation	10 703	8 501	1 947	6 554	-
Other service activities	161 227	141 458	17 768	123 690	-

1.19 The share of registered SME units in the total number of registered business entities

in percent

	Total	Including		
		SMEs	individual entrepreneurs	peasant and farm enterprises
Republic of Kazakhstan	96,2	22,0	62,0	12,2
Akmola	94,2	16,6	70,2	7,4
Aktobe	96,0	21,3	66,7	8,0
Almaty	96,7	10,7	53,2	32,8
Atyrau	96,5	17,0	75,4	4,1
Batys Kazakhstan	95,0	15,7	68,2	11,1
Zhambyl	96,2	10,7	64,9	20,6
Karagandy	95,7	22,9	65,2	7,6
Kostanai	94,9	15,6	71,5	7,8
Kyzylorda	94,6	13,9	70,5	10,2
Mangistau	96,6	20,5	73,1	3,0
Ontustik Kazakhstan	97,4	13,3	52,6	31,5
Pavlodar	94,9	21,6	67,1	6,2
Soltustik Kazakhstan	92,7	18,8	65,1	8,8
Shygys Kazakhstan	96,0	14,5	68,2	13,3
Astana city	97,1	37,5	59,5	0,1
Almaty city	96,8	40,0	56,6	0,2

1.20 The share of active SME units in the total number of active business entities

in percent

	Total	Including		
		SMEs	individual entrepreneurs	peasant and farm enterprises
Republic of Kazakhstan	96,2	17,8	62,7	15,7
Akmola	94,0	14,8	69,9	9,3
Aktobe	95,8	17,4	68,6	9,8
Almaty	96,9	7,8	49,6	39,5
Atyrau	96,7	13,8	77,8	5,1
Batys Kazakhstan	94,8	14,3	66,6	13,9
Zhambyl	96,0	8,6	61,1	26,3
Karagandy	95,6	19,6	66,7	9,3
Kostanai	94,6	13,3	71,3	10,0
Kyzylorda	94,0	12,3	69,0	12,7
Mangistau	96,9	15,4	78,0	3,5
Ontustik Kazakhstan	97,7	9,2	50,7	37,8
Pavlodar	94,4	19,6	67,5	7,3
Soltustik Kazakhstan	91,9	16,1	65,3	10,5
Shygys Kazakhstan	95,9	12,1	66,4	17,4
Astana city	97,1	35,5	61,5	0,1
Almaty city	97,3	33,6	63,4	0,3

1.21 The share of registered SME units in the total number of registered business entities by economic activity

in percent

	Total	Including		
		SMEs	individual entrepreneurs	peasant and farm enterprises
Total	96,2	22,0	62,0	12,2
Agriculture, forestry and fishing	99,5	6,4	12,6	80,5
Industry	98,1	47,7	50,4	-
Mining and quarrying	97,0	93,8	3,2	-
Manufacturing	99,3	43,0	56,3	-
Electricity, gas, steam and air conditioning	89,0	72,2	16,8	-
Water supply; sewerage, waste management and remediation activities	85,3	57,0	28,3	-
Construction	99,6	68,2	31,4	-
Wholesale and retail trade; repair of motor vehicles and motorcycles	99,9	21,2	78,7	-
Transportation and storage	99,4	14,3	85,1	-
Information and communication	98,8	46,6	52,2	-
Accommodation and food service activities	99,8	15,5	84,3	-
Real estate activities	93,3	10,9	82,4	-
Professional, scientific and technical activities	97,1	55,4	41,7	-
Administrative and support service activities	98,7	37,5	61,2	-
Education	53,2	25,3	27,9	-
Health care and social services	83,0	38,0	45,0	-
Arts, entertainment and recreation	81,7	21,3	60,4	-
Other service activities	87,2	12,3	74,9	-

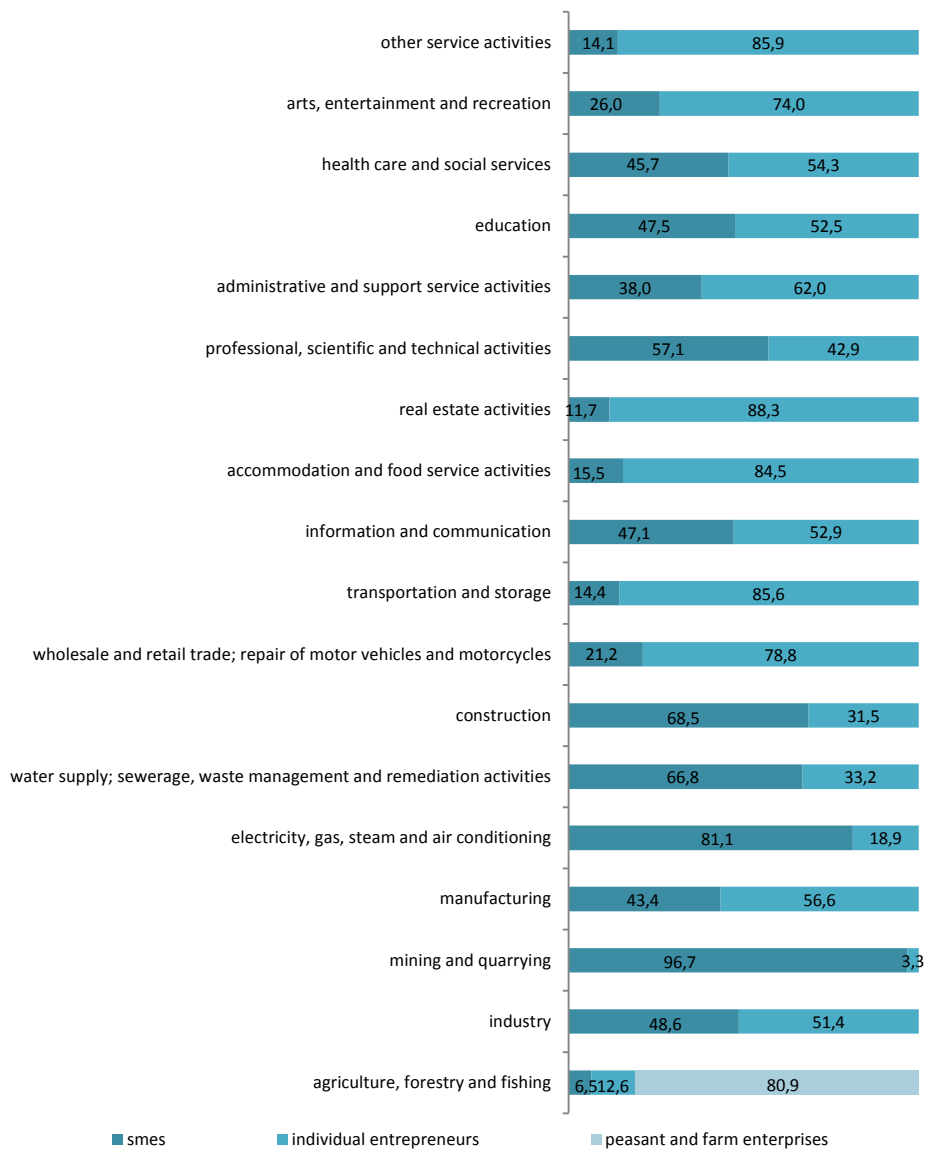
1.22 The share of active SME units in the total number of active business entities by economic activity

in percent

	Total	Including		
		SMEs	individual entrepreneurs	peasant and farm enterprises
Total	96,2	17,8	62,7	15,7
Agriculture, forestry and fishing	99,7	5,0	10,6	84,1
Industry	97,9	43,2	54,7	-
Mining and quarrying	95,9	92,0	3,9	-
Manufacturing	99,2	38,4	60,8	-
Electricity, gas, steam and air conditioning	86,7	66,8	19,9	-
Water supply; sewerage, waste management and remediation activities	86,6	54,3	32,3	-
Construction	99,5	62,0	37,5	-
Wholesale and retail trade; repair of motor vehicles and motorcycles	99,9	15,8	84,1	-
Transportation and storage	99,4	13,2	86,2	-
Information and communication	99,2	42,9	56,3	-
Accommodation and food service activities	99,8	14,0	85,8	-
Real estate activities	95,3	10,2	85,1	-
Professional, scientific and technical activities	97,2	51,0	46,2	-
Administrative and support service activities	98,8	35,0	63,8	-
Education	48,9	22,8	26,1	-
Health care and social services	82,8	35,7	47,1	-
Arts, entertainment and recreation	79,4	18,2	61,2	-
Other service activities	87,7	11,0	76,7	-

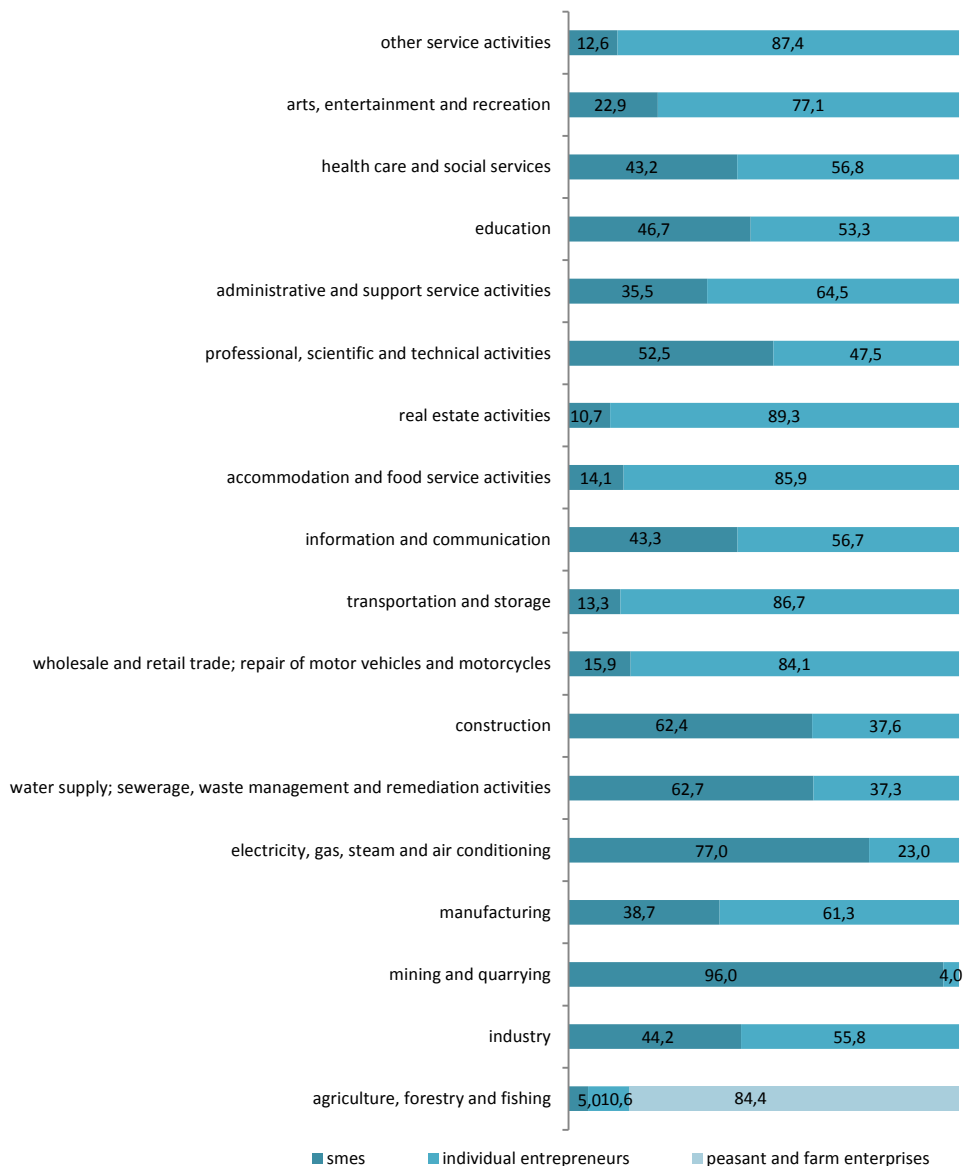
Structure of registered SME units

in percent

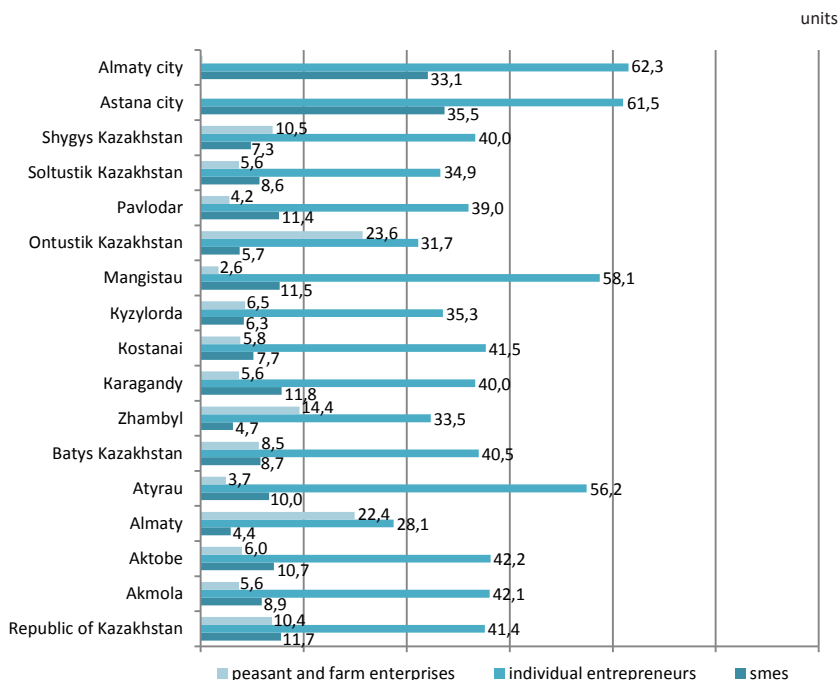


Structure of active SME units

in percent



Number of active units per 1000 inhabitants by regions of Kazakhstan, 2017



1.23 Number of occupied in SMEs

persons

	Number of occupied, in total	Number of occupied SME units			
		total	including		
			On SMEs	in individual entrepreneurship	in peasant and farm enterprises
Republic of Kazakhstan	8 585 153	3 190 133	1 663 219	1 240 876	286 038
Akmola	408 285	129 505	68 462	53 946	7 097
Aktoobe	408 867	137 499	69 154	57 237	11 108
Almaty	988 441	239 931	88 007	87 246	64 678
Atyrau	300 112	126 650	66 410	56 601	3 639
Batys Kazakhstan	320 221	113 115	53 454	49 591	10 070
Zhambyl	505 280	120 131	37 581	50 634	31 916
Karagandy	652 352	232 239	120 765	98 357	13 117
Kostanai	492 082	154 362	77 752	65 778	10 832
Kyzylorda	330 562	85 610	38 552	38 276	8 782
Mangistau	277 800	116 175	58 013	55 568	2 594
Ontustik Kazakhstan	1 134 882	332 339	128 842	120 643	82 854
Pavlodar	396 390	131 300	65 912	57 880	7 508
Soltustik Kazakhstan	295 157	102 393	56 837	39 397	6 159

	Number of occupied, in total	Number of occupied SME units			
		total	including		
			On SMEs	in individual entrepreneurship	in peasant and farm enterprises
Shygyz Kazakhstan	687 582	227 440	98 440	104 027	24 973
Astana city	497 534	328 227	215 567	112 543	117
Almaty city	889 606	613 217	419 471	193 152	594

1.24 Number of occupied SMEs by economic activity

persons

	Number of occupied, in total	Number of occupied SME units			
		Total	including		
			on SMEs	in individual entrepreneurship	in peasant and farm enterprises
Total	8 585 153	3 190 133	1 663 219	1 240 876	286 038
Agriculture, forestry and fishing	1 318 971	419 315	104 728	28 549	286 038
Industry	1 090 437	321 309	267 121	54 188	-
Mining and quarrying	283 678	29 767	29 546	221	-
Manufacturing	581 589	252 837	200 952	51 885	-
Electricity, gas, steam and air conditioning	150 993	13 854	13 253	601	-
Water supply; sewerage, waste management and remediation activities	74 177	24 851	23 370	1 481	-
Construction	614 006	283 692	251 316	32 376	-
Wholesale and retail trade; repair of motor vehicles and motorcycles	1 334 881	927 808	353 216	574 592	-
Transportation and storage	607 983	179 858	92 002	87 856	-
Information and communication	156 098	51 841	38 547	13 294	-
Accommodation and food service activities	191 951	113 226	47 591	65 635	-
Real estate activities	162 457	177 712	74 888	102 824	-
Professional, scientific and technical activities	239 143	135 596	111 387	24 209	-
Administrative and support service activities	279 728	145 177	111 391	33 786	-
Education	1 056 140	76 951	62 717	14 234	-
Health care and social services	482 385	57 666	47 730	9 936	-
Arts, entertainment and recreation	133 780	49 761	38 879	10 882	-
Other service activities	917 193	250 221	61 706	188 515	-

1.25 The share of occupied in the SME sector in the total number of occupied

in percent

	All SME units	Including		
		SMEs	individual entrepreneurs	peasant and farm enterprises
Republic of Kazakhstan	37,2	19,4	14,5	3,3
Akmola	31,7	16,8	13,2	1,7
Aktobe	33,6	16,9	14,0	2,7
Almaty	24,3	8,9	8,8	6,6
Atyrau	42,2	22,1	18,9	1,2
Batys Kazakhstan	35,3	16,7	15,5	3,1
Zhambyl	23,8	7,5	10,0	6,3
Karagandy	35,6	18,5	15,1	2,0
Kostanai	31,4	15,8	13,4	2,2
Kyzylorda	25,9	11,7	11,6	2,6
Mangistau	41,8	20,9	20,0	0,9
Ontustik Kazakhstan	29,3	11,4	10,6	7,3
Pavlodar	33,1	16,6	14,6	1,9
Soltustik Kazakhstan	34,7	19,3	13,3	2,1
Shygyz Kazakhstan	33,1	14,3	15,1	3,7
Astana city	66,0	43,4	22,6	0,0
Almaty city	68,9	47,1	21,7	0,1

1.26 The share of occupied in the SME sector in the total number of occupied by economic activity

in percent

	All SME units	Including		
		SMEs	individual entrepreneurs	peasant and farm enterprises
Total	37,2	19,4	14,5	3,3
Agriculture, forestry and fishing	31,8	7,9	2,2	21,7
Industry	29,5	24,5	5,0	-
Mining and quarrying	10,5	10,4	0,1	-
Manufacturing	43,5	34,6	8,9	-
Electricity, gas, steam and air conditioning	9,2	8,8	0,4	-
Water supply; sewerage, waste management and remediation activities	33,5	31,5	2,0	-
Construction	46,2	40,9	5,3	-
Wholesale and retail trade; repair of motor vehicles and motorcycles	69,5	26,5	43,0	-
Transportation and storage	29,6	15,1	14,5	-
Information and communication	33,2	24,7	8,5	-
Accommodation and food service activities	59,0	24,8	34,2	-
Real estate activities	109,4	46,1	63,3	-
Professional, scientific and technical activities	56,7	46,6	10,1	-
Administrative and support service activities	51,9	39,8	12,1	-
Education	7,3	5,9	1,4	-

	All SME units	Including		
		SMEs	individual entrepreneurs	peasant and farm enterprises
Health care and social services	12,0	9,9	2,1	-
Arts, entertainment and recreation	37,2	29,1	8,1	-
Other service activities	27,3	6,7	20,6	-

1.27 The share of occupied in the SME sector in the economically active population

	Economically active population, persons	Share, in percent			
		all SME units	including		
			SMEs	individual entrepreneurs	peasant and farm enterprises
Republic of Kazakhstan	9 027 432	35,3	18,4	13,7	3,2
Akmola	428 878	30,2	16,0	12,6	1,6
Aktobe	429 464	32,0	16,1	13,3	2,6
Almaty	1 037 531	23,1	8,5	8,4	6,2
Atyrau	315 711	40,1	21,0	17,9	1,2
Batys Kazakhstan	336 605	33,6	15,9	14,7	3,0
Zhambyl	531 067	22,6	7,1	9,5	6,0
Karagandy	685 000	33,9	17,6	14,4	1,9
Kostanai	517 098	29,9	15,1	12,7	2,1
Kyzylorda	347 411	24,6	11,1	11,0	2,5
Mangistau	292 038	39,8	19,9	19,0	0,9
Ontustik Kazakhstan	1 197 038	27,8	10,8	10,1	6,9
Pavlodar	416 311	31,5	15,8	13,9	1,8
Soltustik Kazakhstan	310 312	33,0	18,3	12,7	2,0
Shygyz Kazakhstan	722 286	31,5	13,6	14,4	3,5
Astana city	521 492	62,9	41,3	21,6	-
Almaty city	939 190	65,3	44,7	20,5	0,1

1.28 Output of products by SME units

million tenge

	All SME units	Including		
		SMEs	individual entrepreneurs	peasant and farm enterprises
Republic of Kazakhstan	23 241 125	20 533 922	1 554 704	1 152 499
Akmola	653 408	549 312	57 856	46 240
Aktobe	757 393	645 569	62 703	49 121
Almaty	1 142 516	822 154	97 880	222 482
Atyrau	1 647 391	1 538 461	93 547	15 383
Batys Kazakhstan	1 448 044	1 294 832	101 299	51 913
Zhambyl	431 073	275 935	47 152	107 986
Karagandy	1 031 609	838 469	99 781	93 359
Kostanai	764 732	609 973	72 786	81 973
Kyzylorda	325 868	266 144	39 479	20 245
Mangistau	784 844	704 377	74 982	5 485
Ontustik Kazakhstan	1 160 075	855 031	141 641	163 403
Pavlodar	745 522	601 751	74 031	69 740
Soltustik Kazakhstan	490 388	359 530	57 042	73 816
Shygyz Kazakhstan	900 219	661 821	87 076	151 322
Astana city	4 888 936	4 710 028	178 879	29
Almaty city	6 069 107	5 800 535	268 570	2

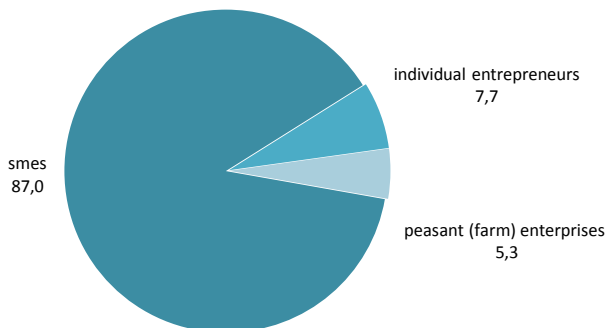
1.29 Output of products by SME units by economic activity

million tenge

	All SME units	Including		
		SMEs	individual entrepreneurs	peasant and farm enterprises
Total	23 241 125	20 533 923	1 554 703	1 152 499
Agriculture, forestry and fishing	1 822 652	667 568	2 585	-
Industry	4 713 248	4 515 116	198 132	-
Mining and quarrying	1 570 434	1 569 625	809	-
Manufacturing	2 706 976	2 511 459	195 517	-
Electricity, gas, steam and air conditioning	305 076	304 526	550	-
Water supply; sewerage, waste management and remediation activities	130 762	129 506	1 256	-
Construction	3 963 633	3 925 631	38 002	-
Wholesale and retail trade; repair of motor vehicles and motorcycles	5 499 850	4 865 995	633 855	-
Transportation and storage	1 382 556	1 271 604	110 952	-
Information and communication	562 298	552 196	10 102	-
Accommodation and food service activities	361 382	282 861	78 521	-
Real estate activities	840 952	602 941	238 011	-
Professional, scientific and technical activities	1 863 875	1 839 154	24 721	-
Administrative and support service activities	713 699	659 598	54 101	-
Education	165 506	159 148	6 358	-
Health care and social services	170 266	164 872	5 394	-
Arts, entertainment and recreation	179 717	172 459	7 258	-
Other service activities	1 001 491	854 780	146 711	-

Structure of output by SME units

in percent



2. Dynamic of development of small and medium enterprise (SME)

Main indicators

	2005	2006	2007	2008	2009	2010	2011
Evaluation of the contribution of small and medium enterprises in the gross domestic product*, in percent	10,5	9,8	10,7	16,7	17,7	20,6	17,3
Registered units of SMEs	742 785	840 000	938 155	1 026 255	934 691	1 196 725	1 383 727
Including:							
Registered enterprises of small business	157 568	172 277	189 671	203 142	213 454	204 989	216 486
Registered enterprises of medium business	3 738	3 769	4 053	3 770	11 024	11 871	12 659
Registered individual entrepreneurs	394 672	469 648	549 931	625 488	516 778	793 514	954 506
Registered peasant and farm enterprises	186 807	194 306	194 500	193 855	193 435	186 351	200 076
The share of registered small and medium enterprises in the total number of registered business entities for the Republic of Kazakhstan, in percent	91,9	92,1	92,6	93,0	92,7	94,5	95,0
Active small and medium-sized enterprises, units	507 365	572 738	643 376	707 821	663 374	661 598	846 111
including:							
active enterprises of small business	50 612	47 756	55 865	58 480	60 601	66 492	64 457
active enterprises of medium business	2 541	2 678	2 476	4 019	4 160	8 712	9 028
active individual entrepreneurs	297 234	358 583	415 709	475 841	428 420	416 085	589 640
Active peasant and farm enterprises	156 978	163 721	169 326	169 481	170 193	170 309	182 986
The share of active units of SME in the total number of active business entities for the Republic of Kazakhstan, in percent	92,1	92,8	93,5	93,9	93,4	94,2	95,4
Number of occupied in SME	1 875 524	1 951 887	2 121 198	2 152 960	2 296 600	2 630 580	2 427 135
including:							
Number of occupied in enterprises of small business	533 777	557 884	585 866	464 622	551 308	746 240	539 285
Number of occupied in enterprises of medium business	265 472	267 074	259 122	397 607	405 094	748 240	689 385
Number of occupied of individual entrepreneurs	571 620	622 667	733 456	828 963	874 356	710 559	771 939
Number of occupied in peasant and farm enterprises	504 655	504 262	542 754	461 768	465 842	425 541	426 527
Output of products by SME units, million tenge	1 544 056	1 929 565	2 525 437	4 872 965	5 366 936	7 275 779	7 603 804
including:							
Enterprises of small business	844 632	1 033 438	1 327 126	1 152 071	1 270 715	1 673 528	1 445 158
Enterprises of medium business	309 473	408 014	459 160	2 967 498	3 323 021	4 761 501	4 897 119
Individual entrepreneurs	222 993	302 715	473 648	437 313	371 192	495 074	675 104
Peasant and farm enterprises	166 956	185 395	265 500	316 083	402 009	345 676	586 424

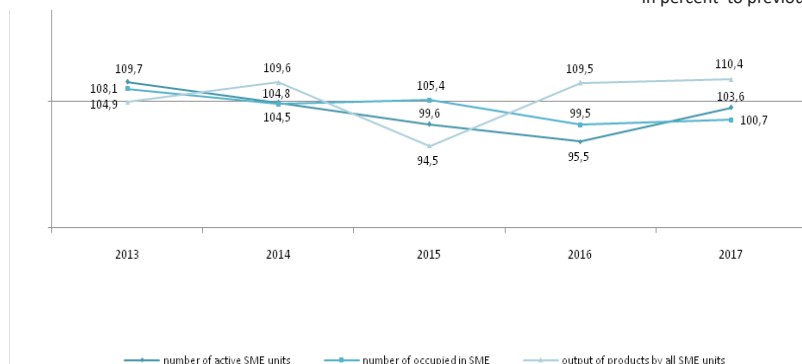
Continuation

	2012	2013	2014	2015	2016	2017
Evaluation of the contribution of small and medium enterprises in the gross domestic product*, in percent	17,1	16,7	25,9	24,9	26,8	26,8
Registered units of SMEs	1 399 787	1 535 983	1 655 386	1 481 454	1 498 243	1 540 592
Including:						
Registered enterprises of small business	229 865	247 745	278 788	297 554	320 454	349 025
Registered enterprises of medium business	12 153	12 610	6 057	3 089	3 016	2 959
Registered individual entrepreneurs	968 288	1 086 460	1 178 503	991 963	989 019	993 621
Registered peasant and farm enterprises	189 481	189 168	192 038	188 848	185 754	194 987
The share of registered small and medium enterprises in the total number of registered business entities for the Republic of Kazakhstan, in percent	94,9	95,1	95,9	96,1	96,1	96,2
Active small and medium-sized enterprises, units	809 750	888 233	926 844	1 242 579	1 106 353	1 145 994
including:						
active enterprises of small business	62 888	61 076	74 829	175 679	189 637	208 742
active enterprises of medium business	8 388	8 312	4 559	2 897	2 711	2 618
active individual entrepreneurs	573 618	660 262	694 759	882 849	736 121	747 107
Active peasant and farm enterprises	164 856	158 583	152 697	181 154	177 884	187 527
The share of active units of SME in the total number of active business entities for the Republic of Kazakhstan, in percent	95,1	95,4	95,9	96,6	96,4	96,2
Number of occupied in SME	2 383 338	2 576 899	2 810 962	3 183 844	3 166 792	3 190 133
including:						
Number of occupied in enterprises of small business	500 591	527 519	849 015	1 185 186	1 249 270	1 301 826
Number of occupied in enterprises of medium business	675 486	711 788	516 520	351 779	352 954	361 393
Number of occupied of individual entrepreneurs	831 425	990 677	1 136 050	1 360 338	1 288 167	1 240 876
Number of occupied in peasant and farm enterprises	375 836	346 915	309 377	286 541	276 401	286 038
Output of products by SME units, million tenge	8 255 123	9 165 412	15 568 081	15 699 405	19 609 010	23 241 125
including:						
Enterprises of small business	1 546 428	1 871 067	8 007 342	10 200 061	13 568 530	16 488 047
Enterprises of medium business	5 405 045	5 610 130	5 801 985	3 076 564	3 484 992	4 045 875
Individual entrepreneurs	754 366	949 816	972 670	1 518 237	1 511 733	1 554 704
Peasant and farm enterprises	549 284	734 399	786 084	904 543	1 043 755	1 152 499

*The indicator is calculated using the new method.

Dynamics of changes in key performance indicators of SME units

in percent to previous year



2.2 Number of active SMEs

units

	2013	2014	2015	2016	2017
Total					
Republic of Kazakhstan	888 233	926 844	1 242 579	1 106 353	1 145 994
Akmola	35 097	36 271	46 256	40 531	41 719
Aktobe	39 328	41 237	50 212	47 868	50 209
Almaty	95 863	96 424	117 332	107 980	109 877
Atyrau	33 495	35 560	46 687	40 735	42 897
Batys Kazakhstan	30 337	31 437	39 588	36 157	37 111
Zhambyl	43 658	45 713	63 511	53 852	58 692
Karagandy	63 791	67 557	85 906	79 424	79 276
Kostanai	45 097	46 067	60 252	47 729	48 237
Kyzylorda	27 269	30 377	41 474	35 614	37 450
Mangistau	32 835	35 620	46 488	44 138	47 015
Ontustik Kazakhstan	125 682	126 819	183 367	168 889	177 411
Pavlodar	33 783	35 348	44 264	40 628	41 311
Soltustik Kazakhstan	25 775	25 888	34 306	27 652	27 587
Shygys Kazakhstan	77 951	79 915	98 617	87 041	79 966
Astana city	58 810	64 504	99 186	92 921	97 251
Almaty city	119 462	128 107	185 133	155 194	169 985
Enterprises of small business					
Republic of Kazakhstan	61 076	74 829	175 679	189 637	208 742
Akmola	2 231	2 732	4 828	5 726	6 437
Aktobe	3 527	3 995	7 070	8 279	9 032
Almaty	2 544	3 123	6 423	6 862	8 627
Atyrau	2 171	2 728	5 959	5 335	6 016
Batys Kazakhstan	1 836	2 035	4 277	4 762	5 505
Zhambyl	1 456	1 697	3 891	4 268	5 231
Karagandy	4 665	6 019	13 889	14 872	16 100
Kostanai	3 020	3 378	5 887	5 928	6 614
Kyzylorda	2 106	2 216	4 437	4 563	4 827
Mangistau	2 341	2 638	5 925	6 454	7 414
Ontustik Kazakhstan	4 773	6 071	12 635	13 922	16 523

	2013	2014	2015	2016	2017
Pavlodar	2 837	3 398	6 743	7 566	8 480
Soltustik Kazakhstan	1 814	2 250	3 772	4 218	4 704
Shygys Kazakhstan	5 330	5 857	8 070	8 542	9 895
Astana city	6 008	7 553	26 758	30 900	35 329
Almaty city	14 417	19 139	55 115	57 440	58 008
Enterprises of medium business					
Republic of Kazakhstan	8 312	4 559	2 897	2 711	2 618
Akmola	374	229	125	117	114
Aktobe	457	238	94	101	101
Almaty	433	287	138	139	152
Atyrau	288	161	85	99	103
Batys Kazakhstan	187	138	83	91	92
Zhambyl	189	114	61	53	51
Karagandy	784	355	196	192	188
Kostanai	445	285	155	147	147
Kyzylorda	198	141	73	66	60
Mangistau	282	149	92	95	84
Ontustik Kazakhstan	522	274	151	159	163
Pavlodar	349	186	102	94	103
Soltustik Kazakhstan	316	234	140	135	125
Shygys Kazakhstan	526	306	167	158	163
Astana city	815	393	292	295	261
Almaty city	2 147	1 069	943	770	711
Individual entrepreneurs					
Republic of Kazakhstan	660 262	694 759	882 849	736 121	747 107
Akmola	29 074	29 757	37 770	31 171	31 034
Aktobe	31 047	32 806	38 828	34 906	35 935
Almaty	48 110	49 357	65 508	58 861	56 297
Atyrau	29 504	31 085	38 715	33 238	34 529
Batys Kazakhstan	24 674	25 627	30 884	26 662	26 064
Zhambyl	26 653	28 493	43 771	33 953	37 346
Karagandy	53 368	55 419	65 266	57 675	55 287
Kostanai	36 733	37 600	49 569	37 032	36 368
Kyzylorda	23 531	26 399	34 173	27 521	27 500
Mangistau	29 379	32 055	39 253	36 234	37 840
Ontustik Kazakhstan	65 042	70 179	102 174	86 876	92 092
Pavlodar	27 653	28 553	34 064	29 814	29 517
Soltustik Kazakhstan	20 764	20 930	27 571	20 511	19 595
Shygys Kazakhstan	59 861	62 068	74 467	63 168	55 407
Astana city	51 982	56 549	72 132	61 694	61 553
Almaty city	102 887	107 882	128 704	96 805	110 743
Peasant and farm enterprises					
Republic of Kazakhstan	158 583	152 697	181 154	177 884	187 527
Akmola	3 418	3 553	3 533	3 517	4 134
Aktobe	4 297	4 198	4 220	4 582	5 141
Almaty	44 776	43 657	45 263	42 118	44 801
Atyrau	1 532	1 586	1 928	2 063	2 249
Batys Kazakhstan	3 640	3 637	4 344	4 642	5 450
Zhambyl	15 360	15 409	15 788	15 578	16 064
Karagandy	4 974	5 764	6 555	6 685	7 701
Kostanai	4 899	4 804	4 641	4 622	5 108
Kyzylorda	1 434	1 621	2 791	3 464	5 063
Mangistau	833	778	1 218	1 355	1 677
Ontustik Kazakhstan	55 345	50 295	68 407	67 932	68 633
Pavlodar	2 944	3 211	3 355	3 154	3 211
Soltustik Kazakhstan	2 881	2 474	2 823	2 788	3 163
Shygys Kazakhstan	12 234	11 684	15 913	15 173	14 501
Astana city	5	9	4	32	108
Almaty city	11	17	371	179	523

2.3 Number of active SME units by economic activity

	units				
	2013	2014	2015	2016	2017
	Total				
Total	888 233	926 844	1 242 579	1 106 353	1 145 994
Agriculture, forestry and fishing	163 428	158 153	213 069	209 371	222 186
Industry	24 472	28 267	42 562	40 789	42 332
Mining and quarrying	579	812	1 948	2 257	2 470
Manufacturing	22 850	26 059	38 069	35 749	36 733
Electricity, gas, steam and air conditioning	170	393	794	900	1 022
Water supply; sewerage, waste management and remediation activities	873	1 003	1 751	1 883	2 107
Construction	22 792	26 062	49 801	48 733	52 011
Wholesale and retail trade; repair of motor vehicles and motorcycles	381 479	389 457	493 850	404 025	408 198
Transportation and storage	58 763	62 313	88 815	72 365	69 327
Information and communication	9 259	10 261	14 943	14 503	14 785
Accommodation and food service activities	22 280	24 167	29 789	25 736	26 884
Real estate activities	54 459	59 141	70 519	68 124	77 209
Professional, scientific and technical activities	21 135	23 144	32 873	30 888	31 807
Administrative and support service activities	23 468	25 184	33 558	30 569	30 622
Education	5 022	5 939	9 439	10 818	12 823
Health care and social services	5 034	5 509	7 605	7 397	7 851
Arts, entertainment and recreation	5 119	5 764	7 852	7 744	8 501
Other service activities	91 523	103 483	147 904	135 291	141 458
	Enterprises of small business				
Total	61 076	74 829	175 679	189 637	208 742
Agriculture, forestry and fishing	3 393	4 003	6 339	8 259	10 828
Industry	5 295	6 684	15 714	16 910	18 053
Mining and quarrying	391	610	1 778	2 083	2 280
Manufacturing	4 547	5 426	12 329	12 998	13 735
Electricity, gas, steam and air conditioning	22	219	591	670	748
Water supply; sewerage, waste management and remediation activities	335	429	1 016	1 159	1 290
Construction	9 607	11 434	31 023	30 948	32 075
Wholesale and retail trade; repair of motor vehicles and motorcycles	19 652	24 656	54 236	56 891	64 441
Transportation and storage	3 074	3 764	8 194	8 723	9 073
Information and communication	1 921	2 199	5 276	6 018	6 347
Accommodation and food service activities	973	1 150	2 907	3 188	3 707
Real estate activities	3 357	4 394	7 152	7 732	8 198

	2013	2014	2015	2016	2017
Professional, scientific and technical activities	5 636	7 006	14 852	15 828	16 541
Administrative and support service activities	3 881	4 442	8 983	9 792	10 651
Education	1 609	1 872	3 769	4 740	5 945
Health care and social services	1 332	1 465	2 627	2 924	3 297
Arts, entertainment and recreation	271	373	1 320	1 618	1 911
Other service activities	1 075	1 387	13 287	16 066	17 675
Enterprises of medium business					
Total	8 312	4 559	2 897	2 711	2 618
Agriculture, forestry and fishing	607	482	285	285	271
Industry	1 239	1 026	672	641	640
Mining and quarrying	137	140	113	102	90
Manufacturing	967	783	493	466	479
Electricity, gas, steam and air conditioning	62	56	34	37	39
Water supply; sewerage, waste management and remediation activities	73	47	32	36	32
Construction	1 124	667	413	379	357
Wholesale and retail trade; repair of motor vehicles and motorcycles	2 459	768	437	374	365
Transportation and storage	515	327	194	187	170
Information and communication	171	124	61	51	49
Accommodation and food service activities	183	136	87	85	71
Real estate activities	593	120	62	65	62
Professional, scientific and technical activities	441	287	159	147	155
Administrative and support service activities	441	326	232	224	211
Education	-	99	44	43	46
Health care and social services	-	124	68	83	92
Arts, entertainment and recreation	93	41	49	38	36
Other service activities	356	32	134	109	93
Individual entrepreneurs					
Total	660 262	694 759	882 849	736 121	747 107
Agriculture, forestry and fishing	845	971	25 291	22 943	23 560
Industry	17 938	20 557	26 176	23 238	23 639
Mining and quarrying	51	62	57	72	100
Manufacturing	17 336	19 850	25 247	22 285	22 519
Electricity, gas, steam and air conditioning	86	118	169	193	235
Water supply; sewerage, waste management and remediation activities	465	527	703	688	785
Construction	12 061	13 961	18 365	17 406	19 579
Wholesale and retail trade; repair of motor vehicles and motorcycles	359 368	364 033	439 177	346 760	343 392
Transportation and storage	55 174	58 222	80 427	63 455	60 084
Information and communication	7 167	7 938	9 606	8 434	8 389

	2013	2014	2015	2016	2017
Accommodation and food service activities	21 124	22 881	26 795	22 463	23 106
Real estate activities	50 509	54 627	63 305	60 327	68 949
Professional, scientific and technical activities	15 058	15 851	17 862	14 913	15 111
Administrative and support service activities	19 146	20 416	24 343	20 553	19 760
Education	3 320	3 968	5 626	6 035	6 832
Health care and social services	3 558	3 920	4 910	4 390	4 462
Arts, entertainment and recreation	4 805	5 350	6 483	6 088	6 554
Other service activities	90 189	102 064	134 483	119 116	123 690
Peasant and farm enterprises					
Total	158 583	152 697	181 154	177 884	187 527

2.4 Number of occupied in SME

persons

	2013	2014	2015	2016	2017
Total					
Republic of Kazakhstan	2 576 899	2 810 962	3 183 844	3 166 792	3 190 133
Akmola	115 672	123 009	133 991	132 431	129 505
Aktobe	113 146	128 456	140 875	134 834	137 499
Almaty	245 409	231 586	255 898	257 976	239 931
Atyrau	86 539	101 818	127 386	123 507	126 650
Batys Kazakhstan	92 323	98 110	105 996	106 883	113 115
Zhambyl	115 917	119 409	126 767	117 418	120 131
Karagandy	207 941	222 155	235 093	230 790	232 239
Kostanai	136 646	147 668	159 665	151 172	154 362
Kyzylorda	68 685	78 169	86 610	81 611	85 610
Mangistau	83 016	96 655	111 665	112 022	116 175
Ontustik Kazakhstan	266 405	288 942	329 043	326 337	332 339
Pavlodar	116 100	123 527	132 033	131 253	131 300
Soltustik Kazakhstan	97 992	99 301	104 696	102 476	102 393
Shygys Kazakhstan	220 472	224 016	236 169	234 714	227 440
Astana city	198 065	253 277	290 273	325 182	328 227
Almaty city	412 571	474 864	607 684	598 186	613 217
Enterprises of small business					
Republic of Kazakhstan	527 519	849 015	1 185 186	1 249 270	1 301 826
Akmola	21 871	34 520	48 991	49 073	50 075
Aktobe	21 265	41 580	53 428	52 736	53 138
Almaty	33 449	43 152	61 333	65 033	68 102
Atyrau	14 044	28 842	52 801	46 984	47 482
Batys Kazakhstan	16 029	25 845	32 640	32 032	34 618
Zhambyl	16 183	21 255	28 635	27 591	30 126
Karagandy	48 477	68 671	85 500	85 759	93 526
Kostanai	25 630	39 399	51 317	48 824	54 389
Kyzylorda	14 474	20 477	27 662	27 169	28 960
Mangistau	16 437	29 856	42 830	40 236	42 777
Ontustik Kazakhstan	40 233	69 893	87 647	96 295	103 545
Pavlodar	27 262	39 189	49 398	51 207	50 654
Soltustik Kazakhstan	17 730	25 776	34 063	35 931	37 002
Shygys Kazakhstan	46 419	58 774	68 125	68 292	73 823
Astana city	52 982	107 164	141 341	178 092	186 009
Almaty city	115 034	194 622	319 475	344 016	347 600

	2013	2014	2015	2016	2017
Enterprises of medium business					
Republic of Kazakhstan	711 788	516 520	351 779	352 954	361 393
Akmola	41 517	30 153	18 421	19 681	18 387
Aktobe	35 170	25 012	17 578	15 607	16 016
Almaty	40 792	28 268	20 534	20 210	19 905
Atyrau	26 827	19 913	13 478	16 883	18 928
Batys Kazakhstan	25 497	17 639	12 203	13 258	18 836
Zhambyl	18 543	14 556	8 350	8 399	7 455
Karagandy	58 014	41 034	26 453	25 129	27 239
Kostanai	42 951	33 164	20 673	22 567	23 363
Kyzylorda	20 884	17 177	10 066	9 848	9 592
Mangistau	27 446	20 296	12 759	15 635	15 236
Ontustik Kazakhstan	43 406	35 171	23 476	23 714	25 297
Pavlodar	32 361	21 241	13 879	13 329	15 258
Soltustik Kazakhstan	37 821	27 997	20 280	20 481	19 835
Shygys Kazakhstan	52 710	36 994	25 627	25 487	24 617
Astana city	63 287	45 893	29 115	29 890	29 558
Almaty city	144 562	102 012	78 887	72 836	71 871
Individual entrepreneurs					
Republic of Kazakhstan	990 677	1 136 050	1 360 338	1 288 167	1 240 876
Akmola	44 744	50 785	59 903	57 320	53 946
Aktobe	46 896	53 049	61 103	58 401	57 237
Almaty	69 765	75 773	95 598	98 748	87 246
Atyrau	42 857	50 616	58 637	57 110	56 601
Batys Kazakhstan	42 477	46 803	53 422	53 566	49 591
Zhambyl	34 462	40 094	56 489	49 635	50 634
Karagandy	86 166	98 226	110 187	107 324	98 357
Kostanai	57 854	65 124	78 477	70 851	65 778
Kyzylorda	29 674	36 338	44 398	39 925	38 276
Mangistau	37 929	45 468	54 850	54 875	55 568
Ontustik Kazakhstan	78 138	91 039	126 090	118 176	120 643
Pavlodar	49 875	56 052	62 154	60 431	57 880
Soltustik Kazakhstan	37 204	40 403	47 542	41 099	39 397
Shygys Kazakhstan	97 897	107 860	122 360	122 195	104 027
Astana city	81 790	100 212	119 813	117 195	112 543
Almaty city	152 953	178 208	209 315	181 316	193 152
Peasant and farm enterprises					
Republic of Kazakhstan	346 915	309 377	286 541	276 401	286 038
Akmola	7 540	7 551	6 676	6 357	7 097
Aktobe	9 815	8 815	8 766	8 090	11 108
Almaty	101 403	84 393	78 433	73 985	64 678
Atyrau	2 811	2 447	2 470	2 530	3 639
Batys Kazakhstan	8 321	7 823	7 731	8 027	10 070
Zhambyl	46 730	43 504	33 293	31 793	31 916
Karagandy	15 284	14 224	12 953	12 578	13 117
Kostanai	10 211	9 981	9 198	8 930	10 832
Kyzylorda	3 653	4 177	4 484	4 669	8 782
Mangistau	1 204	1 035	1 226	1 276	2 594
Ontustik Kazakhstan	104 628	92 839	91 830	88 152	82 854
Pavlodar	6 603	7 045	6 602	6 286	7 508
Soltustik Kazakhstan	5 237	5 125	2 811	4 965	6 159
Shygys Kazakhstan	23 446	20 388	20 057	18 740	24 973
Astana city	6	8	4	5	117
Almaty city	22	22	7	18	594

2.5 Number of occupied in SME by economic activity

	persons				
	2013	2014	2015	2016	2017
Total	2 576 899	2 810 962	3 183 844	3 166 791	3 190 133
Agriculture, forestry and fishing	436 302	407 022	412 077	403 527	419 315
Industry	233 286	275 861	307 329	308 462	321 309
Mining and quarrying	22 519	24 860	29 428	28 228	29 767
Manufacturing	192 512	210 314	241 439	243 214	252 837
Electricity, gas, steam and air conditioning	16 791	16 828	13 966	13 171	13 854
Water supply; sewerage, waste management and remediation activities	21 072	23 859	22 496	23 850	24 851
Construction	218 128	237 897	280 734	293 802	283 692
Wholesale and retail trade; repair of motor vehicles and motorcycles	768 551	864 455	985 247	943 019	927 808
Transportation and storage	142 047	161 125	195 733	189 515	179 858
Information and communication	48 075	46 295	53 086	53 727	51 841
Accommodation and food service activities	84 440	95 203	108 411	108 015	113 226
Real estate activities	129 710	151 338	168 860	172 709	177 712
Professional, scientific and technical activities	127 259	128 102	143 183	136 882	135 596
Administrative and support service activities	108 483	120 511	138 888	143 635	145 177
Education	35 224	35 106	50 632	64 197	76 951
Health care and social services	22 868	40 091	48 028	52 607	57 666
Arts, entertainment and recreation	57 324	60 608	49 773	51 666	49 761
Other service activities	145 597	187 348	241 863	245 027	250 221
Enterprises of small business					
Total	527 519	849 015	1 185 186	1 249 269	1 301 826
Agriculture, forestry and fishing	17 022	40 213	58 264	59 422	61 347
Industry	59 973	107 120	163 945	159 905	175 681
Mining and quarrying	4 358	10 235	18 188	15 745	18 971
Manufacturing	46 535	81 721	121 639	119 989	131 115
Electricity, gas, steam and air conditioning	2 732	4 466	7 824	7 372	7 693
Water supply; sewerage, waste management and remediation activities	6 348	10 698	16 294	16 800	17 902
Construction	84 896	148 855	197 018	211 128	199 455
Wholesale and retail trade; repair of motor vehicles and motorcycles	107 121	213 297	268 302	286 622	306 835
Transportation and storage	24 374	45 067	66 010	64 883	66 707
Information and communication	19 786	21 148	29 997	32 580	32 464
Accommodation and food service activities	13 223	18 808	28 194	31 082	34 665
Real estate activities	39 806	55 813	65 921	69 016	67 476
Professional, scientific and technical activities	51 043	67 777	96 878	93 896	92 205
Administrative and support service activities	41 271	53 970	74 732	83 457	84 200
Education	30 168	17 439	34 147	45 116	56 248

	2013	2014	2015	2016	2017
Health care and social services	16 346	15 229	25 870	28 858	32 892
Arts, entertainment and recreation	14 731	19 274	34 810	36 089	34 341
Other service activities	7 759	25 005	41 098	47 214	57 310
Enterprises of medium business					
Total	711 788	516 520	351 779	352 954	361 393
Agriculture, forestry and fishing	71 028	55 558	41 148	42 570	43 381
Industry	153 686	122 030	88 733	93 838	91 440
Mining and quarrying	18 043	14 467	11 064	12 321	10 575
Manufacturing	108 024	83 465	67 032	70 522	69 837
Electricity, gas, steam and air conditioning	13 631	11 858	5 623	5 267	5 560
Water supply; sewerage, waste management and remediation activities	13 988	12 240	5 014	5 728	5 468
Construction	114 745	64 570	52 639	51 223	51 861
Wholesale and retail trade; repair of motor vehicles and motorcycles	125 885	67 907	45 896	44 153	46 381
Transportation and storage	48 746	32 960	22 487	24 681	25 295
Information and communication	18 818	12 981	8 622	6 992	6 083
Accommodation and food service activities	15 844	14 369	11 899	12 062	12 926
Real estate activities	22 764	12 415	7 183	8 264	7 412
Professional, scientific and technical activities	56 633	36 166	19 273	17 147	19 182
Education	39 391	32 740	26 046	23 773	27 191
Health care and social services	-	10 204	5 812	6 203	6 469
Administrative and support service activities	-	16 984	12 683	13 809	14 838
Arts, entertainment and recreation	35 516	32 407	4 766	4 799	4 538
Other service activities	8 732	5 229	4 592	3 440	4 396
Individual entrepreneurs					
Total	990 677	1 136 050	1 360 338	1 288 167	1 240 876
Agriculture, forestry and fishing	1 337	1 874	26 124	25 134	28 549
Industry	19 627	46 711	54 651	54 719	54 188
Mining and quarrying	118	158	176	162	221
Manufacturing	37 953	45 128	52 768	52 703	51 885
Electricity, gas, steam and air conditioning	428	504	519	532	601
Water supply; sewerage, waste management and remediation activities	736	921	1 188	1 322	1 481
Construction	18 487	24 472	31 077	31 451	32 376
Wholesale and retail trade; repair of motor vehicles and motorcycles	535 545	583 251	671 049	612 244	574 592
Transportation and storage	68 927	83 098	107 236	99 951	87 856
Information and communication	9 471	12 166	14 467	14 155	13 294
Accommodation and food service activities	55 373	62 026	68 318	64 871	65 635
Real estate activities	67 140	83 110	95 756	95 429	102 824
Professional, scientific and technical activities	19 583	24 159	27 032	25 839	24 209
Administrative and support service activities	27 821	33 801	38 110	36 405	33 786
Education	5 056	7 463	10 673	12 878	14 234

	2013	2014	2015	2016	2017
Health care and social services	6 522	7 878	9 475	9 940	9 936
Arts, entertainment and recreation	7 077	8 927	10 197	10 778	10 882
Other service activities	129 106	157 114	196 173	194 373	188 515
	Peasant and farm enterprises				
Total	346 915	309 377	286 541	276 401	286 038

2.6 The output of all SMEs

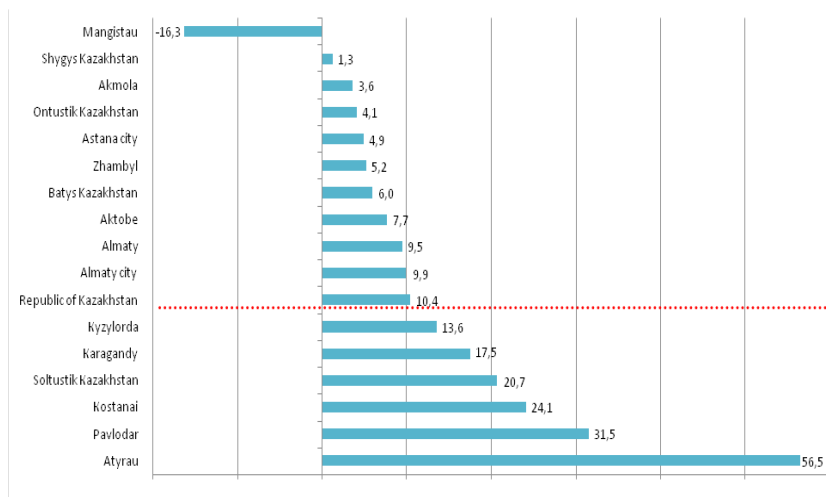
million tenge

	2013	2014	2015	2016	2017
Total					
Republic of Kazakhstan	9 165 412	15 568 081	15 699 405	19 609 010	23 241 125
Akmola	301 092	398 010	481 256	587 262	653 408
Aktobe	396 741	556 354	636 783	660 197	757 393
Almaty	654 203	826 428	854 769	976 529	1 142 516
Atyrau	378 929	622 691	869 820	967 674	1 647 391
Batys Kazakhstan	371 811	1 158 253	1 006 828	1 281 766	1 448 044
Zhambyl	268 855	311 288	337 936	381 622	431 073
Karagandy	533 524	660 777	717 269	820 338	1 031 609
Kostanai	370 764	503 151	482 159	573 086	764 732
Kyzylorda	242 577	247 169	236 518	266 435	325 868
Mangistau	325 497	683 224	640 770	878 499	784 844
Ontustik Kazakhstan	537 182	747 462	848 239	1 035 100	1 160 075
Pavlodar	360 633	538 081	611 951	524 121	745 522
Soltustik Kazakhstan	297 242	312 725	334 893	374 662	490 388
Shygys Kazakhstan	513 828	548 825	615 114	826 040	900 219
Astana city	1 452 776	3 653 784	3 359 227	4 297 809	4 888 936
Almaty city	2 159 759	3 799 859	3 665 873	5 157 870	6 069 107
Enterprises of small business					
Republic of Kazakhstan	1 871 067	8 007 342	10 200 061	13 568 530	16 488 047
Akmola	50 297	179 733	261 622	354 339	401 467
Aktobe	76 663	293 857	395 201	447 258	484 602
Almaty	128 284	330 982	393 891	429 314	569 178
Atyrau	58 622	280 220	644 305	680 531	1 272 190
Batys Kazakhstan	92 250	928 183	791 142	999 504	1 110 862
Zhambyl	46 047	112 064	161 065	172 454	198 857
Karagandy	124 936	329 511	419 748	507 224	642 738
Kostanai	64 973	207 763	244 159	297 354	431 419
Kyzylorda	49 995	97 386	144 943	150 383	195 730
Mangistau	54 849	358 422	454 141	621 320	551 278
Ontustik Kazakhstan	129 093	353 431	461 808	585 247	650 572
Pavlodar	76 800	320 316	417 374	318 624	469 054
Soltustik Kazakhstan	50 479	109 157	151 040	175 374	239 235
Shygys Kazakhstan	108 222	204 400	267 752	440 045	471 644
Astana city	332 005	2 263 708	2 617 572	3 537 812	4 044 131
Almaty city	427 550	1 638 210	2 374 298	3 851 747	4 755 090
Enterprises of medium business					
Republic of Kazakhstan	5 610 130	5 801 985	3 076 564	3 484 992	4 045 875
Akmola	174 679	141 707	101 337	140 929	147 845
Aktobe	243 227	183 842	149 496	116 710	160 967
Almaty	339 002	285 564	182 456	238 870	252 976
Atyrau	258 181	272 359	122 426	186 605	266 271
Batys Kazakhstan	201 151	145 402	99 925	140 722	183 970
Zhambyl	148 667	106 171	50 675	67 843	77 078
Karagandy	283 525	211 607	129 226	147 629	195 731
Kostanai	195 414	184 650	110 029	145 575	178 554

	2013	2014	2015	2016	2017
Kyzylorda	163 176	118 282	45 617	68 362	70 414
Mangistau	226 561	278 732	124 952	178 370	153 099
Ontustik Kazakhstan	229 344	196 151	134 128	165 552	204 459
Pavlodar	191 386	131 623	91 534	98 775	132 697
Soltustik Kazakhstan	164 121	119 850	87 205	103 567	120 295
Shygys Kazakhstan	230 104	176 211	153 381	176 244	190 177
Astana city	1 018 386	1 281 914	543 972	569 361	665 897
Almaty city	1 543 209	1 967 919	950 205	939 878	1 045 445
Individual entrepreneurs					
Republic of Kazakhstan	949 816	972 670	1 518 237	1 511 733	1 554 704
Akmola	37 520	39 334	77 403	52 749	57 856
Aktobe	45 033	45 395	55 162	52 778	62 703
Almaty	45 400	47 449	92 864	97 495	97 880
Atyrau	52 700	57 547	87 966	85 532	93 547
Batys Kazakhstan	50 300	51 617	83 309	93 454	101 299
Zhambyl	21 500	24 350	39 447	38 067	47 152
Karagandy	71 078	67 151	101 887	83 900	99 781
Kostanai	54 600	56 597	64 811	65 924	72 786
Kyzylorda	22 200	21 358	30 437	31 497	39 479
Mangistau	41 408	43 437	57 662	74 356	74 982
Ontustik Kazakhstan	55 916	63 958	107 552	118 532	141 641
Pavlodar	47 100	46 496	51 238	48 304	74 031
Soltustik Kazakhstan	40 018	36 549	42 366	34 874	57 042
Shygys Kazakhstan	73 700	69 722	87 204	77 451	87 076
Astana city	102 343	108 134	197 655	190 609	178 879
Almaty city	189 000	193 576	341 274	366 211	268 570
Peasant and farm enterprises					
Republic of Kazakhstan	734 399	786 084	904 543	1 043 755	1 152 499
Akmola	38 596	37 236	40 894	39 245	46 240
Aktobe	31 818	33 260	36 924	43 451	49 121
Almaty	141 517	162 433	185 558	210 850	222 482
Atyrau	9 425	12 565	15 123	15 006	15 383
Batys Kazakhstan	28 110	33 051	32 452	48 086	51 913
Zhambyl	52 641	68 703	86 749	103 258	107 986
Karagandy	53 986	52 508	66 408	81 585	93 359
Kostanai	55 776	54 141	63 160	64 233	81 973
Kyzylorda	7 206	10 143	15 521	16 193	20 245
Mangistau	2 679	2 633	4 015	4 453	5 485
Ontustik Kazakhstan	122 828	133 922	144 751	165 769	163 403
Pavlodar	45 347	39 646	51 805	58 418	69 740
Soltustik Kazakhstan	42 625	47 169	54 282	60 847	73 816
Shygys Kazakhstan	101 803	98 492	106 777	132 300	151 322
Astana city	41,5	28	28	27	29
Almaty city	0	154	96	34	2

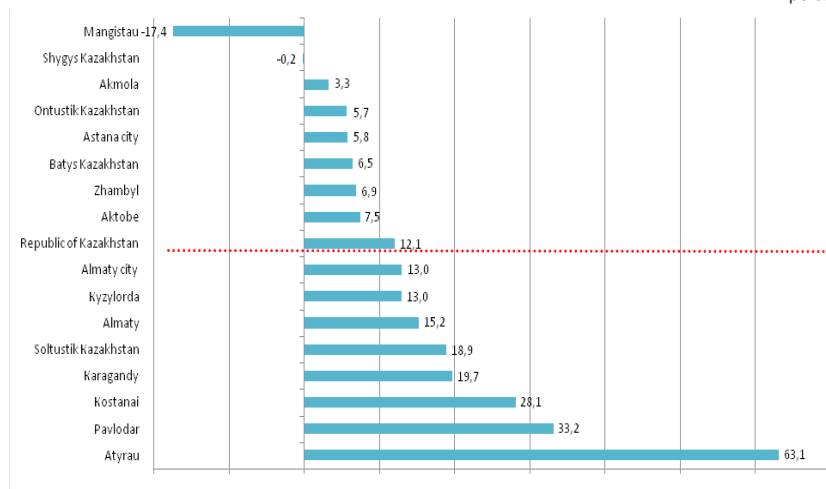
Decrease (increase) in output of all SMEs in 2017

in percent

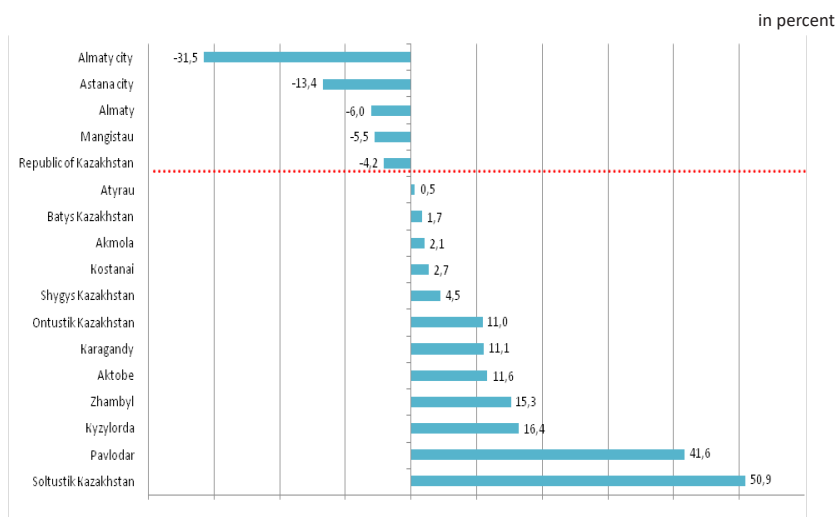


Decrease (increase) in output by legal entities in 2017

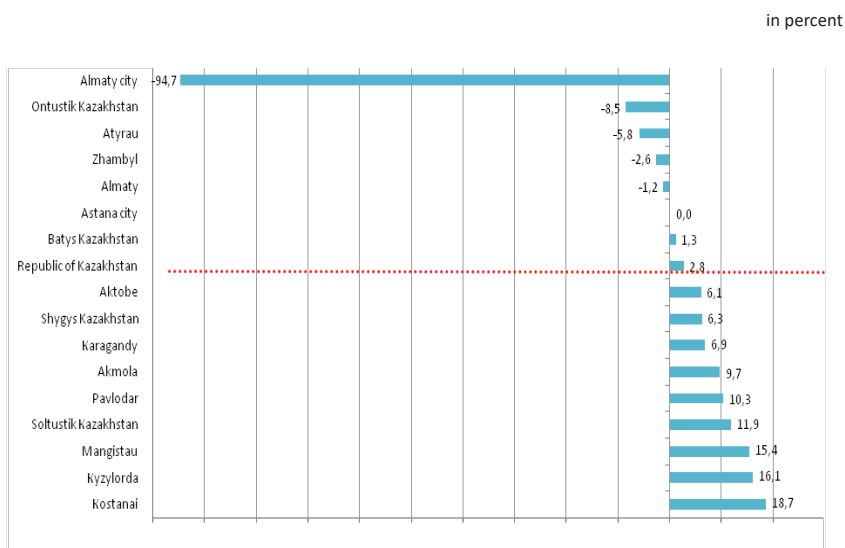
in percent



Decrease (increase) in output by individual entrepreneurs in 2017



Decrease (increase) in output by PFE (peasant farm enterprise) in 2017



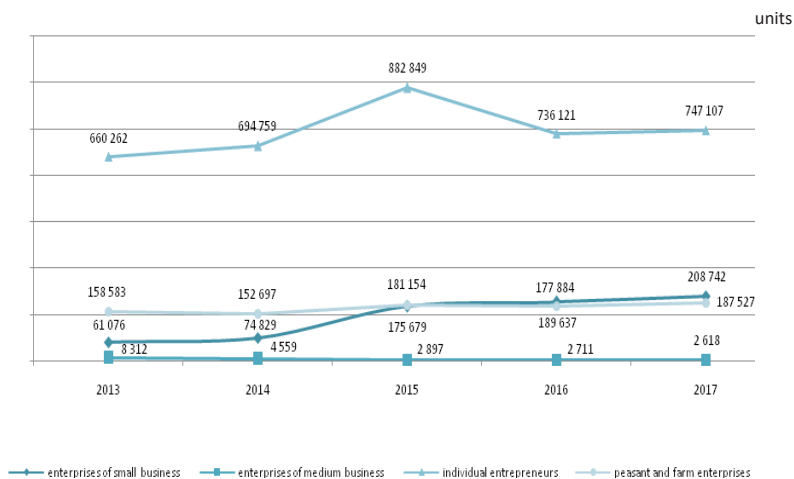
2.7 Output of products by all of SME units by economic activity

million tenge

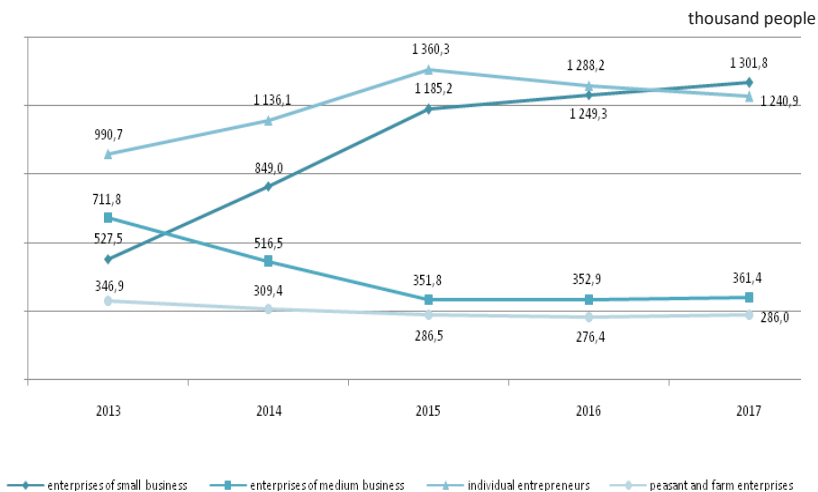
	2013	2014	2015	2016	2017
Total					
Total	9 165 412	15 568 081	15 699 405	19 609 010	23 241 125
Agriculture, forestry and fishing	1 016 202	1 156 746	1 298 194	1 540 413	1 822 652
Industry	1 598 335	3 493 351	3 128 662	4 305 235	4 713 248
Mining and quarrying	274 915	1 561 632	1 193 664	1 418 308	1 570 434
Manufacturing	1 103 474	1 571 308	1 675 776	2 533 452	2 706 976
Electricity, gas, steam and air conditioning	157 367	281 201	189 439	235 860	305 076
Water supply; sewerage, waste management and remediation activities	62 578	79 210	69 783	117 615	130 762
Construction	1 770 956	2 820 376	3 033 443	3 990 829	3 963 633
Wholesale and retail trade; repair of motor vehicles and motorcycles	2 093 280	3 740 104	3 583 059	3 892 959	5 499 850
Transportation and storage	551 229	1 381 396	877 433	1 197 500	1 382 556
Information and communication	247 031	276 217	326 353	456 810	562 298
Accommodation and food service activities	145 777	168 396	228 437	299 544	361 382
Real estate activities	313 931	520 795	701 240	850 598	840 952
Professional, scientific and technical activities	669 482	978 178	1 116 794	1 430 320	1 863 875
Administrative and support service activities	320 731	378 692	484 710	688 600	713 699
Education	80 631	89 019	102 703	128 955	165 506
Health care and social services	48 917	93 699	108 286	139 552	170 266
Arts, entertainment and recreation	105 456	116 107	116 595	125 925	179 717
Other service activities	203 455	355 004	593 496	561 770	1 001 491
Enterprises of small business					
Total	1 871 067	8 007 342	10 200 061	13 568 530	16 488 047
Agriculture, forestry and fishing	37 984	156 662	212 663	277 864	403 215
Industry	179 247	1 611 024	2 169 512	2 847 500	3 254 999
Mining and quarrying	13 511	924 618	1 037 642	1 248 946	1 373 640
Manufacturing	142 228	582 022	1 001 094	1 389 151	1 602 220
Electricity, gas, steam and air conditioning	10 348	65 416	83 635	124 348	183 161
Water supply; sewerage, waste management and remediation activities	13 160	38 968	47 141	85 055	95 978
Construction	431 735	1 842 308	2 490 572	3 355 698	3 247 832
Wholesale and retail trade; repair of motor vehicles and motorcycles	480 368	2 302 360	2 234 422	2 933 544	4 257 805
Transportation and storage	118 969	486 394	580 650	845 847	889 994
Information and communication	67 870	155 170	243 220	356 959	472 806
Accommodation and food service activities	29 563	53 927	104 426	139 059	164 483
Real estate activities	77 366	311 413	419 259	448 941	528 153
Professional, scientific and technical activities	196 903	622 223	923 473	1 181 712	1 612 157
Administrative and support service activities	80 539	199 180	312 416	514 242	463 768
Education	78 389	50 009	72 960	94 677	127 839
Health care and social services	46 331	43 721	69 274	87 727	110 193
Arts, entertainment and recreation	26 837	38 765	82 973	83 680	130 156
Other service activities	18 964	134 185	284 241	401 080	824 647

	2013	2014	2015	2016	2017
Enterprises of medium business					
Total	5 610 130	5 801 985	3 076 564	3 484 992	4 045 876
Agriculture, forestry and fishing	242 349	212 046	178 393	216 725	264 353
Industry	1 382 195	1 841 419	898 585	1 201 559	1 260 117
Mining and quarrying	261 065	636 313	155 251	168 628	195 985
Manufacturing	925 591	950 046	616 398	890 316	909 239
Electricity, gas, steam and air conditioning	146 715	215 464	105 383	110 992	121 365
Water supply; sewerage, waste management and remediation activities	48 824	39 596	21 553	31 623	33 528
Construction	1 315 425	952 323	503 369	603 873	677 799
Wholesale and retail trade; repair of motor vehicles and motorcycles	1 138 961	948 186	638 435	469 643	608 190
Transportation and storage	358 108	819 463	193 085	258 900	381 610
Information and communication	168 550	112 700	70 280	91 459	79 390
Accommodation and food service activities	79 771	78 181	63 021	88 335	118 378
Real estate activities	123 543	96 071	48 809	67 118	74 788
Professional, scientific and technical activities	452 420	336 764	160 438	225 706	226 997
Education	197 105	138 127	96 986	127 187	195 830
Health care and social services	-	36 407	24 657	30 172	31 309
Administrative and support service activities	-	47 020	34 322	47 840	54 679
Arts, entertainment and recreation	68 868	69 690	24 535	36 228	42 303
Other service activities	82 836	113 589	141 649	20 247	30 133
Individual entrepreneurs					
Total	949 816	972 670	1 518 237	1 511 733	1 554 703
Agriculture, forestry and fishing	1 470	1 954	2 595	2 069	2 585
Industry	36 893	40 908	60 565	256 176	198 132
Mining and quarrying	339	701	771	734	809
Manufacturing	35 655	39 240	58 284	253 985	195 517
Electricity, gas, steam and air conditioning	305	321	421	520	550
Water supply; sewerage, waste management and remediation activities	595	646	1 089	937	1 256
Construction	23 796	25 745	39 502	31 258	38 002
Wholesale and retail trade; repair of motor vehicles and motorcycles	473 951	489 558	710 202	489 772	633 855
Transportation and storage	74 152	75 539	103 698	92 753	110 952
Information and communication	10 611	8 347	12 853	8 392	10 102
Accommodation and food service activities	36 443	36 288	60 990	72 150	78 521
Real estate activities	113 023	113 311	233 172	334 539	238 011
Professional, scientific and technical activities	20 158	19 191	32 883	22 902	24 721
Administrative and support service activities	43 087	41 385	75 308	47 171	54 101
Education	2 242	2 603	5 086	4 106	6 358
Health care and social services	2 586	2 958	4 690	3 985	5 394
Arts, entertainment and recreation	9 750	7 652	9 087	6 017	7 258
Other service activities	101 654	107 231	167 606	140 443	146 711
Peasant and farm enterprises					
Total	734 399	786 084	904 543	1 043 755	1 152 499

Dynamics of the number of active SMEs



Dynamics of the number of occupied SME units



Enterprises

2.8 Number of registered SMEs

	units				
	2013	2014	2015	2016	2017
Republic of Kazakhstan	260 355	284 845	300 643	323 470	351 984
Akmola	7 597	7 842	8 450	9 129	9 815
Aktobe	9 946	11 009	11 882	12 927	14 004
Almaty	12 044	11 665	13 213	14 403	15 713
Atyrau	7 826	8 274	8 446	8 967	9 758
Batys Kazakhstan	5 315	5 773	6 831	7 359	7 944
Zhambyl	6 217	6 374	7 076	7 771	8 569
Karagandy	17 884	19 556	21 203	22 489	24 127
Kostanai	8 668	9 236	9 525	10 162	10 698
Kyzylorda	5 310	5 434	6 337	6 778	7 338
Mangistau	8 864	9 868	10 640	11 074	11 934
Ontustik Kazakhstan	22 976	24 007	24 740	26 384	28 974
Pavlodar	9 572	9 243	9 965	10 823	11 886
Soltustik Kazakhstan	5 625	6 146	6 569	7 048	7 442
Shygys Kazakhstan	14 046	14 972	15 125	15 837	16 807
Astana city	36 166	42 422	45 234	50 370	57 315
Almaty city	82 299	93 024	95 407	101 949	109 660

2.9 Number of registered SMEs by economic activity

	units				
	2013	2014	2015	2016	2017
Total	260 355	284 845	300 643	323 470	351 984
Agriculture, forestry and fishing	11 341	11 223	11 288	13 198	15 621
Industry	22 018	25 083	25 761	27 631	29 063
Mining and quarrying	2 129	2 664	2 872	3 216	3 457
Manufacturing	18 370	19 959	20 293	21 513	22 426
Electricity, gas, steam and air conditioning	152	903	962	1 076	1 187
Water supply; sewerage, waste management and remediation activities	1 367	1 557	1 634	1 826	1 993
Construction	45 856	49 722	50 810	53 134	55 971
Wholesale and retail trade; repair of motor vehicles and motorcycles	101 723	108 268	106 416	112 283	122 436
Transportation and storage	11 416	12 570	13 179	14 079	14 997
Information and communication	3 659	7 829	8 357	9 178	9 964
Accommodation and food service activities	7 146	4 124	4 535	5 049	5 775
Real estate activities	8 391	9 271	9 765	10 361	10 982
Professional, scientific and technical activities	22 074	24 823	25 052	26 320	27 728
Administrative and support service activities	12 401	13 386	14 081	15 219	16 423
Education	3 818	4 554	5 194	6 385	7 762
Health care and social services	3 176	3 488	3 724	4 131	4 573
Arts, entertainment and recreation	1 702	2 337	2 507	2 846	3 290
Other service activities	5 634	8 167	19 974	23 656	27 399

2.10 Structure of registered SMEs

in percent

	2013	2014	2015	2016	2017
Republic of Kazakhstan	100,0	100,0	100,0	100,0	100,0
Akmola	2,9	2,7	2,8	2,8	2,8
Aktobe	3,8	3,9	4,0	4,0	4,0
Almaty	4,6	4,1	4,4	4,5	4,5
Atyrau	3,0	2,9	2,8	2,8	2,8
Batys Kazakhstan	2,0	2,0	2,3	2,3	2,3
Zhambyl	2,4	2,2	2,4	2,4	2,4
Karagandy	6,9	6,9	7,1	6,9	6,8
Kostanai	3,3	3,2	3,2	3,1	3,0
Kyzylorda	2,0	1,9	2,1	2,1	2,1
Mangistau	3,4	3,5	3,5	3,4	3,4
Ontustik Kazakhstan	8,8	8,4	8,2	8,2	8,2
Pavlodar	3,7	3,2	3,3	3,3	3,4
Soltustik Kazakhstan	2,2	2,2	2,2	2,2	2,1
Shygyz Kazakhstan	5,4	5,3	5,0	4,9	4,8
Astana city	13,9	14,9	15,0	15,6	16,3
Almaty city	31,6	32,7	31,7	31,5	31,1

2.11 Structure of registered SMEs by economic activity

in percent

	2013	2014	2015	2016	2017
Total	100,0	100,0	100,0	100,0	100,0
Agriculture, forestry and fishing	4,4	3,9	3,8	4,1	4,4
Industry	8,5	8,8	8,6	8,5	8,3
Mining and quarrying	0,8	0,9	1,0	1,0	1,0
Manufacturing	7,1	7,0	6,8	6,6	6,4
Electricity, gas, steam and air conditioning	0,1	0,3	0,3	0,3	0,3
Water supply; sewerage, waste management and remediation activities	0,5	0,6	0,5	0,6	0,6
Construction	17,6	17,5	16,9	16,4	15,9
Wholesale and retail trade; repair of motor vehicles and motorcycles	39,1	38,0	35,4	34,7	34,8
Transportation and storage	4,4	4,4	4,4	4,4	4,3
Information and communication	2,7	2,8	2,8	2,8	2,8
Accommodation and food service activities	1,4	1,4	1,5	1,6	1,6
Real estate activities	3,2	3,3	3,3	3,2	3,1
Professional, scientific and technical activities	8,5	8,7	8,3	8,1	7,9
Administrative and support service activities	4,8	4,7	4,7	4,7	4,7
Education	1,5	1,6	1,7	2,0	2,2
Health care and social services	1,2	1,2	1,2	1,3	1,3
Arts, entertainment and recreation	0,7	0,8	0,8	0,9	0,9
Other service activities	2,1	2,9	6,6	7,3	7,8

2.12 Number of active SMEs

units

	2013	2014	2015	2016	2017
Republic of Kazakhstan	69 388	79 388	178 576	192 348	211 360
Akmola	2 605	2 961	4 953	5 843	6 551
Aktobe	3 984	4 233	7 164	8 380	9 133
Almaty	2 977	3 410	6 561	7 001	8 779
Atyrau	2 459	2 889	6 044	5 434	6 119
Batys Kazakhstan	2 023	2 173	4 360	4 853	5 597
Zhambyl	1 645	1 811	3 952	4 321	5 282
Karagandy	5 449	6 374	14 085	15 064	16 288
Kostanai	3 465	3 663	6 042	6 075	6 761
Kyzylorda	2 304	2 357	4 510	4 629	4 887
Mangistau	2 623	2 787	6 017	6 549	7 498
Ontustik Kazakhstan	5 295	6 345	12 786	14 081	16 686
Pavlodar	3 186	3 584	6 845	7 660	8 583
Soltustik Kazakhstan	2 130	2 484	3 912	4 353	4 829
Shygys Kazakhstan	5 856	6 163	8 237	8 700	10 058
Astana city	6 823	7 946	27 050	31 195	35 590
Almaty city	16 564	20 208	56 058	58 210	58 719

2.13 Number of active SMEs by economic activity

units

	2013	2014	2015	2016	2017
Total	69 388	79 388	178 576	192 348	211 360
Agriculture, forestry and fishing	4 000	4 485	6 624	8 544	11 099
Industry	6 534	7 710	16 386	17 551	18 693
Mining and quarrying	528	750	1 891	2 185	2 370
Manufacturing	5 514	6 209	12 822	13 464	14 214
Electricity, gas, steam and air conditioning	84	275	625	707	787
Water supply; sewerage, waste management and remediation activities	408	476	1 048	1 195	1 322
Construction	10 731	12 101	31 436	31 327	32 432
Wholesale and retail trade; repair of motor vehicles and motorcycles	22 111	25 424	54 673	57 265	64 806
Transportation and storage	3 589	4 091	8 388	8 910	9 243
Information and communication	2 092	2 323	5 337	6 069	6 396
Accommodation and food service activities	1 156	1 286	2 994	3 273	3 778
Real estate activities	3 950	4 514	7 214	7 797	8 260
Professional, scientific and technical activities	6 077	7 293	15 011	15 975	16 696
Administrative and support service activities	4 322	4 768	9 215	10 016	10 862
Education	1 702	1 971	3 813	4 783	5 991
Health care and social services	1 476	1 589	2 695	3 007	3 389
Arts, entertainment and recreation	314	414	1 369	1 656	1 947
Other service activities	1 334	1 419	13 421	16 175	17 768

2.14 Structure of active SMEs

in percent

	2013	2014	2015	2016	2017
Republic of Kazakhstan	100,0	100,0	100,0	100,0	100,0
Akmola	3,8	3,7	2,8	3,0	3,1
Aktobe	5,7	5,3	4,0	4,4	4,3
Almaty	4,3	4,3	3,7	3,6	4,2
Atyrau	3,5	3,7	3,4	2,8	2,9
Batys Kazakhstan	2,9	2,7	2,4	2,5	2,6
Zhambyl	2,4	2,3	2,2	2,3	2,5
Karagandy	7,9	8,0	7,9	7,8	7,7
Kostanai	5,0	4,6	3,4	3,2	3,2
Kyzylorda	3,3	3,0	2,5	2,4	2,3
Mangistau	3,8	3,5	3,4	3,4	3,5
Ontustik Kazakhstan	7,6	8,0	7,2	7,3	7,9
Pavlodar	4,6	4,5	3,8	4,0	4,1
Soltustik Kazakhstan	3,1	3,1	2,2	2,3	2,3
Shygyz Kazakhstan	8,4	7,8	4,6	4,5	4,8
Astana city	9,8	10,0	15,1	16,2	16,8
Almaty city	23,9	25,5	31,4	30,3	27,8

2.15 Structure of active SMEs by economic activity

in percent

	2013	2014	2015	2016	2017
Total	100,0	100,0	100,0	100,0	100,0
Agriculture, forestry and fishing	5,8	5,7	3,7	4,4	5,3
Industry	9,4	9,7	9,2	9,1	8,8
Mining and quarrying	0,8	0,9	1,1	1,1	1,1
Manufacturing	7,9	7,8	7,2	7,0	6,7
Electricity, gas, steam and air conditioning	0,1	0,4	0,3	0,4	0,4
Water supply; sewerage, waste management and remediation activities	0,6	0,6	0,6	0,6	0,6
Construction	15,5	15,2	17,6	16,3	15,4
Wholesale and retail trade; repair of motor vehicles and motorcycles	31,9	32,0	30,6	29,8	30,7
Transportation and storage	5,2	5,2	4,7	4,6	4,4
Information and communication	3,0	2,9	3,0	3,2	3,0
Accommodation and food service activities	1,7	1,6	1,7	1,7	1,8
Real estate activities	5,7	5,7	4,0	4,0	3,9
Professional, scientific and technical activities	8,8	9,2	8,4	8,3	7,9
Administrative and support service activities	6,2	6,0	5,2	5,2	5,1
Education	2,5	2,5	2,1	2,5	2,8
Health care and social services	2,1	2,0	1,5	1,6	1,6
Arts, entertainment and recreation	0,5	0,5	0,8	0,9	0,9
Other service activities	1,9	1,8	7,5	8,4	8,4

2.16 Number of occupied in SMEs

persons

	2013	2014	2015	2016	2017
Republic of Kazakhstan	1 239 307	1 365 535	1 536 965	1 602 224	1 663 219
Akmola	63 388	64 673	67 412	68 754	68 462
Aktobe	56 435	66 592	71 006	68 343	69 154
Almaty	74 241	71 420	81 867	85 243	88 007
Atyrau	40 871	48 755	66 279	63 867	66 410
Batys Kazakhstan	41 526	43 484	44 843	45 290	53 454
Zhambyl	34 726	35 811	36 985	35 990	37 581
Karagandy	106 491	109 705	111 953	110 888	120 765
Kostanai	68 581	72 563	71 990	71 391	77 752
Kyzylorda	35 358	37 654	37 728	37 017	38 552
Mangistau	43 883	50 152	55 589	55 871	58 013
Ontustik Kazakhstan	83 639	105 064	111 123	120 009	128 842
Pavlodar	59 623	60 430	63 277	64 536	65 912
Soltustik Kazakhstan	55 551	53 773	54 343	56 412	56 837
Shygys Kazakhstan	99 129	95 768	93 752	93 779	98 440
Astana city	116 269	153 057	170 456	207 982	215 567
Almaty city	259 596	296 634	398 362	416 852	419 471

2.17 Number of occupied in SMEs by economic activity

persons

	2013	2014	2015	2016	2017
Total	1 239 307	1 365 535	1 536 965	1 602 223	1 663 219
Agriculture, forestry and fishing	88 050	95 771	99 412	101 992	104 728
Industry	213 659	229 150	252 678	253 743	267 121
Mining and quarrying	22 401	24 702	29 252	28 066	29 546
Manufacturing	154 559	165 186	188 671	190 511	200 952
Electricity, gas, steam and air conditioning	16 363	16 324	13 447	12 639	13 253
Water supply; sewerage, waste management and remediation activities	20 336	22 938	21 308	22 528	23 370
Construction	199 641	213 425	249 657	262 351	251 316
Wholesale and retail trade; repair of motor vehicles and motorcycles	233 006	281 204	314 198	330 775	353 216
Transportation and storage	73 120	78 027	88 497	89 564	92 002
Information and communication	38 604	34 129	38 619	39 572	38 547
Accommodation and food service activities	29 067	33 177	40 093	43 144	47 591
Real estate activities	62 570	68 228	73 104	77 280	74 888
Professional, scientific and technical activities	107 676	103 943	116 151	111 043	111 387
Administrative and support service activities	80 662	86 710	100 778	107 230	111 391
Education	30 168	27 643	39 959	51 319	62 717
Health care and social services	16 346	32 213	38 553	42 667	47 730
Arts, entertainment and recreation	50 247	51 681	39 576	40 888	38 879
Other service activities	16 491	30 234	45 690	50 654	61 706

2.18 Structure of occupied in SMEs

in percent

	2013	2014	2015	2016	2017
Republic of Kazakhstan	100,0	100,0	100,0	100,0	100,0
Akmola	5,1	4,7	4,4	4,3	4,1
Aktobe	4,6	4,9	4,6	4,3	4,1
Almaty	6,0	5,2	5,3	5,3	5,3
Atyrau	3,3	3,6	4,3	4,0	4,0
Batys Kazakhstan	3,4	3,2	2,9	2,8	3,2
Zhambyl	2,8	2,6	2,4	2,2	2,3
Karagandy	8,6	8,0	7,3	6,9	7,3
Kostanai	5,5	5,3	4,7	4,5	4,7
Kyzylorda	2,9	2,8	2,5	2,3	2,3
Mangistau	3,5	3,7	3,6	3,5	3,5
Ontustik Kazakhstan	6,7	7,7	7,2	7,5	7,7
Pavlodar	4,8	4,4	4,1	4,0	4,0
Soltustik Kazakhstan	4,5	4,0	3,6	3,5	3,4
Shygyz Kazakhstan	8,0	7,0	6,1	5,9	5,9
Astana city	9,4	11,2	11,1	13,0	13,0
Almaty city	20,9	21,7	25,9	26,0	25,2

2.19 Structure of occupied in SMEs by economic activity

in percent

	2013	2014	2015	2016	2017
Total	100,0	100,0	100,0	100,0	100,0
Agriculture, forestry and fishing	7,1	7,0	6,5	6,4	6,3
Industry	17,2	16,8	16,5	15,8	16,1
Mining and quarrying	1,8	1,8	1,9	1,7	1,8
Manufacturing	12,5	12,1	12,3	11,9	12,1
Electricity, gas, steam and air conditioning	1,3	1,2	0,9	0,8	0,8
Water supply; sewerage, waste management and remediation activities	1,6	1,7	1,4	1,4	1,4
Construction	16,1	15,6	16,2	16,4	15,1
Wholesale and retail trade; repair of motor vehicles and motorcycles	18,8	20,6	20,4	20,6	21,2
Transportation and storage	5,9	5,7	5,8	5,6	5,5
Information and communication	3,1	2,5	2,5	2,5	2,3
Accommodation and food service activities	2,3	2,4	2,6	2,7	2,9
Real estate activities	5,0	5,0	4,8	4,8	4,5
Professional, scientific and technical activities	8,7	7,6	7,5	6,9	6,7
Administrative and support service activities	6,5	6,4	6,5	6,7	6,7
Education	2,4	2,0	2,6	3,2	3,8
Health care and social services	1,3	2,4	2,5	2,7	2,9
Arts, entertainment and recreation	4,1	3,8	2,6	2,5	2,3
Other service activities	1,4	2,2	3,0	3,2	3,7

2.20 Output of products by SMEs

million tenge

	2013	2014	2015	2016	2017
Republic of Kazakhstan	7 481 197	13 809 327	13 276 625	17 053 522	20 533 922
Akmola	224 976	321 440	362 959	495 268	549 312
Aktobe	319 890	477 699	544 697	563 968	645 569
Almaty	467 286	616 546	576 347	668 184	822 154
Atyrau	316 803	552 579	766 731	867 136	1 538 461
Batys Kazakhstan	293 401	1 073 585	891 067	1 140 226	1 294 832
Zhambyl	194 714	218 235	211 740	240 297	275 935
Karagandy	408 460	541 118	548 974	654 853	838 469
Kostanai	260 388	392 413	354 188	442 929	609 973
Kyzylorda	213 171	215 668	190 560	218 745	266 144
Mangistau	281 410	637 154	579 093	799 690	704 377
Ontustik Kazakhstan	358 438	549 582	595 936	750 799	855 031
Pavlodar	268 186	451 939	508 908	417 399	601 751
Soltustik Kazakhstan	214 599	229 007	238 245	278 941	359 530
Shygys Kazakhstan	338 326	380 611	421 133	616 289	661 821
Astana city	1 350 391	3 545 622	3 161 544	4 107 173	4 710 028
Almaty city	1 970 759	3 606 129	3 324 503	4 791 625	5 800 535

2.21 Output of products of SMEs by economic activity

million tenge

	2013	2014	2015	2016	2017
Total	7 481 197	13 809 327	13 276 625	17 053 522	20 533 923
Agriculture, forestry and fishing	280 334	368 708	391 056	494 589	667 568
Industry	1 561 447	3 452 443	3 068 097	4 049 059	4 515 116
Mining and quarrying	274 572	1 560 931	1 192 893	1 417 574	1 569 625
Manufacturing	1 067 819	1 532 068	1 617 492	2 279 467	2 511 459
Electricity, gas, steam and air conditioning	157 063	280 880	189 018	235 340	304 526
Water supply; sewerage, waste management and remediation activities	61 983	78 564	68 694	116 678	129 506
Construction	1 747 160	2 794 631	2 993 941	3 959 571	3 925 631
Wholesale and retail trade; repair of motor vehicles and motorcycles	1 619 329	3 250 546	2 872 857	3 403 187	4 865 995
Transportation and storage	477 077	1 305 857	773 735	1 104 747	1 271 604
Information and communication	236 419	267 870	313 500	448 418	552 196
Accommodation and food service activities	109 334	132 108	167 447	227 394	282 861
Real estate activities	200 909	407 484	468 068	516 059	602 941
Professional, scientific and technical activities	649 323	958 987	1 083 911	1 407 418	1 839 154
Administrative and support service activities	277 644	337 307	409 402	641 429	659 598
Education	78 389	86 416	97 617	124 849	159 148
Health care and social services	46 331	90 741	103 596	135 567	164 872
Arts, entertainment and recreation	95 706	108 455	107 508	119 908	172 459
Other service activities	101 800	247 773	425 890	421 327	854 780

2.22 Structure of output of products by SMEs

in percent

	2013	2014	2015	2016	2017
Republic of Kazakhstan	100,0	100,0	100,0	100,0	100,0
Akmola	3,0	2,3	2,7	2,9	2,7
Aktobe	4,3	3,5	4,1	3,3	3,1
Almaty	6,2	4,5	4,3	3,9	4,0
Atyrau	4,2	4,0	5,8	5,1	7,5
Batys Kazakhstan	3,9	7,8	6,7	6,7	6,3
Zhambyl	2,6	1,6	1,6	1,4	1,3
Karagandy	5,5	3,9	4,1	3,8	4,1
Kostanai	3,5	2,8	2,7	2,6	3,0
Kyzylorda	2,8	1,6	1,5	1,3	1,3
Mangistau	3,8	4,6	4,4	4,7	3,4
Ontustik Kazakhstan	4,8	4,0	4,5	4,4	4,2
Pavlodar	3,6	3,3	3,8	2,5	2,9
Soltustik Kazakhstan	2,9	1,6	1,8	1,6	1,8
Shygyz Kazakhstan	4,5	2,7	3,2	3,6	3,2
Astana city	18,1	25,7	23,8	24,1	22,9
Almaty city	26,3	26,1	25,0	28,1	28,3

2.23 Structure of output of products by SMEs by economic activity

in percent

	2013	2014	2015	2016	2017
Total	100,0	100,0	100,0	100,0	100,0
Agriculture, forestry and fishing	3,7	2,7	2,9	2,9	3,3
Industry	20,9	25,0	23,1	23,8	21,9
Mining and quarrying	3,7	11,3	9,0	8,3	7,6
Manufacturing	14,3	11,1	12,2	13,4	12,2
Electricity, gas, steam and air conditioning	2,1	2,0	1,4	1,4	1,5
Water supply; sewerage, waste management and remediation activities	0,8	0,6	0,5	0,7	0,6
Construction	23,4	20,2	22,6	23,2	19,1
Wholesale and retail trade; repair of motor vehicles and motorcycles	21,6	23,5	21,6	20,0	23,7
Transportation and storage	6,4	9,5	5,8	6,5	6,2
Information and communication	3,2	1,9	2,4	2,6	2,7
Accommodation and food service activities	1,5	1,0	1,3	1,3	1,4
Real estate activities	2,7	3,0	3,5	3,0	2,9
Professional, scientific and technical activities	8,7	6,9	8,2	8,2	9,0
Administrative and support service activities	3,7	2,4	3,1	3,8	3,2
Education	1,0	0,6	0,7	0,7	0,8
Health care and social services	0,6	0,7	0,8	0,8	0,8
Arts, entertainment and recreation	1,3	0,8	0,8	0,7	0,8
Other service activities	1,3	1,8	3,2	2,5	4,2

Individual entrepreneurs (without farmers)

2.24 Number of registered individual entrepreneurs

	units				
	2013	2014	2015	2016	2017
Republic of Kazakhstan	1 086 460	1 178 503	991 963	989 019	993 621
Akmola	51 682	55 718	43 867	42 804	41 611
Aktobe	43 172	48 253	41 956	43 015	43 841
Almaty	124 715	124 240	76 001	78 772	78 496
Atyrau	44 155	47 787	41 939	42 135	43 116
Batys Kazakhstan	36 099	38 321	34 036	34 141	34 483
Zhambyl	60 220	64 879	50 842	51 630	51 819
Karagandy	75 408	81 663	72 385	71 018	68 634
Kostanai	62 843	67 719	54 897	51 449	49 164
Kyzylorda	35 976	40 067	37 508	37 072	37 288
Mangistau	39 680	44 005	41 814	41 939	42 607
Ontustik Kazakhstan	115 174	131 172	116 547	116 912	115 103
Pavlodar	40 359	41 481	38 695	37 377	36 856
Soltustik Kazakhstan	32 343	34 823	30 616	27 585	25 723
Shygys Kazakhstan	110 309	118 185	86 777	83 453	78 894
Astana city	71 804	81 883	78 803	85 234	91 097
Almaty city	142 521	158 307	145 280	144 483	154 889

2.25 Number of registered individual entrepreneurs by economic activity

	units				
	2013	2014	2015	2016	2017
Total	1 086 460	1 178 503	991 963	989 019	993 621
Agriculture, forestry and fishing	112 450	115 850	29 368	29 893	30 500
Industry	26 269	29 980	28 810	29 852	30 690
Mining and quarrying	59	80	65	84	118
Manufacturing	25 431	28 980	27 802	28 683	29 303
Electricity, gas, steam and air conditioning	109	143	176	218	277
Water supply; sewerage, waste management and remediation activities	670	777	767	867	992
Construction	17 963	21 027	20 804	23 331	25 722
Wholesale and retail trade; repair of motor vehicles and motorcycles	508 361	539 822	484 076	468 357	454 092
Transportation and storage	111 985	120 846	98 984	94 808	89 146
Information and communication	10 495	11 759	10 946	11 081	11 175
Accommodation and food service activities	31 324	34 191	31 387	31 368	31 432
Real estate activities	64 848	73 572	68 537	71 889	83 149
Professional, scientific and technical activities	23 591	25 406	21 195	20 609	20 845
Administrative and support service activities	30 811	32 881	28 289	27 752	26 781
Education	4 407	5 432	5 879	7 295	8 590
Health care and social services	4 676	5 281	5 163	5 293	5 423
Arts, entertainment and recreation	7 932	8 825	8 079	8 652	9 355
Other service activities	131 348	153 631	150 446	158 839	166 721

2.26 Number of active individual entrepreneurs

units

	2013	2014	2015	2016	2017
Republic of Kazakhstan	660 262	694 759	882 849	736 121	747 107
Akmola	29 074	29 757	37 770	31 171	31 034
Aktobe	31 047	32 806	38 828	34 906	35 935
Almaty	48 110	49 357	65 508	58 861	56 297
Atyrau	29 504	31 085	38 715	33 238	34 529
Batys Kazakhstan	24 674	25 627	30 884	26 662	26 064
Zhambyl	26 653	28 493	43 771	33 953	37 346
Karagandy	53 368	55 419	65 266	57 675	55 287
Kostanai	36 733	37 600	49 569	37 032	36 368
Kyzylorda	23 531	26 399	34 173	27 521	27 500
Mangistau	29 379	32 055	39 253	36 234	37 840
Ontustik Kazakhstan	65 042	70 179	102 174	86 876	92 092
Pavlodar	27 653	28 553	34 064	29 814	29 517
Soltustik Kazakhstan	20 764	20 930	27 571	20 511	19 595
Shygyz Kazakhstan	59 861	62 068	74 467	63 168	55 407
Astana city	51 982	56 549	72 132	61 694	61 553
Almaty city	102 887	107 882	128 704	96 805	110 743

2.27 Number of active individual entrepreneurs by economic activity

units

	2013	2014	2015	2016	2017
Total	660 262	694 759	882 849	736 121	747 107
Agriculture, forestry and fishing	845	971	25 291	22 943	23 560
Industry	17 938	20 557	26 176	23 238	23 639
Mining and quarrying	51	62	57	72	100
Manufacturing	17 336	19 850	25 247	22 285	22 519
Electricity, gas, steam and air conditioning	86	118	169	193	235
Water supply; sewerage, waste management and remediation activities	465	527	703	688	785
Construction	12 061	13 961	18 365	17 406	19 579
Wholesale and retail trade; repair of motor vehicles and motorcycles	359 368	364 033	439 177	346 760	343 392
Transportation and storage	55 174	58 222	80 427	63 455	60 084
Information and communication	7 167	7 938	9 606	8 434	8 389
Accommodation and food service activities	21 124	22 881	26 795	22 463	23 106
Real estate activities	50 509	54 627	63 305	60 327	68 949
Professional, scientific and technical activities	15 058	15 851	17 862	14 913	15 111
Administrative and support service activities	19 146	20 416	24 343	20 553	19 760
Education	3 320	3 968	5 626	6 035	6 832
Health care and social services	3 558	3 920	4 910	4 390	4 462
Arts, entertainment and recreation	4 805	5 350	6 483	6 088	6 554
Other service activities	90 189	102 064	134 483	119 116	123 690

2.28 Number of occupied in individual entrepreneurship

persons

	2013	2014	2015	2016	2017
Republic of Kazakhstan	990 677	1 136 050	1 360 338	1 288 167	1 240 876
Akmola	44 744	50 785	59 903	57 320	53 946
Aktobe	46 896	53 049	61 103	58 401	57 237
Almaty	69 765	75 773	95 598	98 748	87 246
Atyrau	42 857	50 616	58 637	57 110	56 601
Batys Kazakhstan	42 477	46 803	53 422	53 566	49 591
Zhambyl	34 462	40 094	56 489	49 635	50 634
Karagandy	86 166	98 226	110 187	107 324	98 357
Kostanai	57 854	65 124	78 477	70 851	65 778
Kyzylorda	29 674	36 338	44 398	39 925	38 276
Mangistau	37 929	45 468	54 850	54 875	55 568
Ontustik Kazakhstan	78 138	91 039	126 090	118 176	120 643
Pavlodar	49 875	56 052	62 154	60 431	57 880
Soltustik Kazakhstan	37 204	40 403	47 542	41 099	39 397
Shygys Kazakhstan	97 897	107 860	122 360	122 195	104 027
Astana city	81 790	100 212	119 813	117 195	112 543
Almaty city	152 953	178 208	209 315	181 316	193 152

2.29 Number of occupied in individual entrepreneurship by economic activity

persons

	2013	2014	2015	2016	2017
Total	990 677	1 136 050	1 360 338	1 288 167	1 240 876
Agriculture, forestry and fishing	1 337	1 874	26 124	25 134	28 549
Industry	19 627	46 711	54 651	54 719	54 188
Mining and quarrying	118	158	176	162	221
Manufacturing	37 953	45 128	52 768	52 703	51 885
Electricity, gas, steam and air conditioning	428	504	519	532	601
Water supply; sewerage, waste management and remediation activities	736	921	1 188	1 322	1 481
Construction	18 487	24 472	31 077	31 451	32 376
Wholesale and retail trade; repair of motor vehicles and motorcycles	535 545	583 251	671 049	612 244	574 592
Transportation and storage	68 927	83 098	107 236	99 951	87 856
Information and communication	9 471	12 166	14 467	14 155	13 294
Accommodation and food service activities	55 373	62 026	68 318	64 871	65 635
Real estate activities	67 140	83 110	95 756	95 429	102 824
Professional, scientific and technical activities	19 583	24 159	27 032	25 839	24 209
Administrative and support service activities	27 821	33 801	38 110	36 405	33 786
Education	5 056	7 463	10 673	12 878	14 234
Health care and social services	6 522	7 878	9 475	9 940	9 936
Arts, entertainment and recreation	7 077	8 927	10 197	10 778	10 882
Other service activities	129 106	157 114	196 173	194 373	188 515

2.30 Structure of occupied in individual entrepreneurship

in percent

	2013	2014	2015	2016	2017
Republic of Kazakhstan	100,0	100,0	100,0	100,0	100,0
Akmola	4,5	4,5	4,4	4,4	4,3
Aktobe	4,7	4,7	4,5	4,5	4,6
Almaty	7,0	6,7	7,0	7,7	7,0
Atyrau	4,3	4,5	4,3	4,4	4,5
Batys Kazakhstan	4,3	4,1	3,9	4,2	4,0
Zhambyl	3,5	3,5	4,1	3,8	4,1
Karagandy	8,7	8,6	8,1	8,3	7,9
Kostanai	5,8	5,7	5,8	5,5	5,3
Kyzylorda	3,0	3,2	3,3	3,1	3,1
Mangistau	3,8	4,0	4,0	4,3	4,5
Ontustik Kazakhstan	7,9	8,0	9,3	9,2	9,7
Pavlodar	5,0	4,9	4,6	4,7	4,7
Soltustik Kazakhstan	3,8	3,7	3,5	3,2	3,2
Shygyz Kazakhstan	9,9	9,5	9,0	9,5	8,4
Astana city	8,3	8,8	8,8	9,1	9,1
Almaty city	15,4	15,7	15,4	14,1	15,6

2.31 Structure of occupied in individual entrepreneurship by economic activity

in percent

	2013	2014	2015	2016	2017
Total	100,0	100,0	100,0	100,0	100,0
Agriculture, forestry and fishing	0,1	0,2	1,9	2,0	2,3
Industry	2,0	4,1	4,0	4,3	4,3
Mining and quarrying	0,0	0,0	0,0	0,0	0,0
Manufacturing	3,8	4,0	3,9	4,1	4,2
Electricity, gas, steam and air conditioning	0,0	0,0	0,0	0,1	0,0
Water supply; sewerage, waste management and remediation activities	0,1	0,1	0,1	0,1	0,1
Construction	1,9	2,1	2,3	2,4	2,6
Wholesale and retail trade; repair of motor vehicles and motorcycles	54,1	51,3	49,3	47,5	46,3
Transportation and storage	7,0	7,3	7,9	7,8	7,1
Information and communication	1,0	1,1	1,1	1,1	1,1
Accommodation and food service activities	5,6	5,5	5,0	5,0	5,3
Real estate activities	6,8	7,3	7,0	7,4	8,3
Professional, scientific and technical activities	2,0	2,1	2,0	2,0	2,0
Administrative and support service activities	2,8	3,0	2,8	2,8	2,7
Education	0,5	0,7	0,8	1,0	1,1
Health care and social services	0,7	0,7	0,7	0,8	0,8
Arts, entertainment and recreation	0,7	0,8	0,8	0,8	0,9
Other service activities	13,0	13,8	14,4	15,1	15,2

2.32 Output of products of individual entrepreneurship

million tenge

	2013	2014	2015	2016	2017
Republic of Kazakhstan	949 816	972 670	1 518 237	1 511 733	1 554 704
Akmola	37 520	39 334	77 403	52 749	57 856
Aktobe	45 033	45 395	55 162	52 778	62 703
Almaty	45 400	47 449	92 864	97 495	97 880
Atyrau	52 700	57 547	87 966	85 532	93 547
Batys Kazakhstan	50 300	51 617	83 309	93 454	101 299
Zhambyl	21 500	24 350	39 447	38 067	47 152
Karagandy	71 078	67 151	101 887	83 900	99 781
Kostanai	54 600	56 597	64 811	65 924	72 786
Kyzylorda	22 200	21 358	30 437	31 497	39 479
Mangistau	41 408	43 437	57 662	74 356	74 982
Ontustik Kazakhstan	55 916	63 958	107 552	118 532	141 641
Pavlodar	47 100	46 496	51 238	48 304	74 031
Soltustik Kazakhstan	40 018	36 549	42 366	34 874	57 042
Shygys Kazakhstan	73 700	69 722	87 204	77 451	87 076
Astana city	102 343	108 134	197 655	190 609	178 879
Almaty city	189 000	193 576	341 274	366 211	268 570

2.33 Output of products of individual entrepreneurs by economic activity

million tenge

	2013	2014	2015	2016	2017
Total	949 816	972 670	1 518 237	1 511 733	1 554 703
Agriculture, forestry and fishing	1 470	1 954	2 595	2 069	2 585
Industry	36 893	40 908	60 565	256 176	198 132
Mining and quarrying	339	701	771	734	809
Manufacturing	35 655	39 240	58 284	253 985	195 517
Electricity, gas, steam and air conditioning	305	321	421	520	550
Water supply; sewerage, waste management and remediation activities	595	646	1 089	937	1 256
Construction	23 796	25 745	39 502	31 258	38 002
Wholesale and retail trade; repair of motor vehicles and motorcycles	473 951	489 558	710 202	489 772	633 855
Transportation and storage	74 152	75 539	103 698	92 753	110 952
Information and communication	10 611	8 347	12 853	8 392	10 102
Accommodation and food service activities	36 443	36 288	60 990	72 150	78 521
Real estate activities	113 023	113 311	233 172	334 539	238 011
Professional, scientific and technical activities	20 158	19 191	32 883	22 902	24 721
Administrative and support service activities	43 087	41 385	75 308	47 171	54 101
Education	2 242	2 603	5 086	4 106	6 358
Health care and social services	2 586	2 958	4 690	3 985	5 394
Arts, entertainment and recreation	9 750	7 652	9 087	6 017	7 258
Other service activities	101 654	107 231	167 606	140 443	146 711

2.34 Structure of output of products by individual entrepreneurs

in percent

	2013	2014	2015	2016	2017
Republic of Kazakhstan	100,0	100,0	100,0	100,0	100,0
Akmola	4,0	4,0	5,1	3,5	3,7
Aktobe	4,7	4,7	3,6	3,5	4,0
Almaty	4,8	4,9	6,1	6,4	6,3
Atyrau	5,5	5,9	5,8	5,7	6,0
Batys Kazakhstan	5,3	5,3	5,5	6,2	6,5
Zhambyl	2,3	2,5	2,6	2,5	3,0
Karagandy	7,5	6,9	6,7	5,6	6,4
Kostanai	5,7	5,8	4,3	4,4	4,7
Kyzylorda	2,3	2,2	2,0	2,1	2,6
Mangistau	4,4	4,5	3,8	4,9	4,8
Ontustik Kazakhstan	5,9	6,6	7,1	7,8	9,1
Pavlodar	5,0	4,8	3,4	3,2	4,8
Soltustik Kazakhstan	4,2	3,8	2,8	2,3	3,7
Shygyz Kazakhstan	7,8	7,2	5,7	5,1	5,6
Astana city	10,8	11,1	13,0	12,6	11,5
Almaty city	19,9	19,9	22,5	24,2	17,3

2.35 Structure of output of products by individual entrepreneurs by economic activity

units

	2013	2014	2015	2016	2017
Total	100,0	100,0	100,0	100,0	100,0
Agriculture, forestry and fishing	0,2	0,2	0,2	0,1	0,2
Industry	3,9	4,2	4,0	16,9	12,8
Mining and quarrying	0,0	0,1	0,1	0,0	0,1
Manufacturing	3,8	4,0	3,8	16,8	12,6
Electricity, gas, steam and air conditioning	0,0	0,0	0,0	0,0	0,0
Water supply; sewerage, waste management and remediation activities	0,1	0,1	0,1	0,1	0,1
Construction	2,5	2,6	2,6	2,1	2,4
Wholesale and retail trade; repair of motor vehicles and motorcycles	49,9	50,3	46,8	32,4	40,8
Transportation and storage	7,8	7,8	6,8	6,1	7,1
Information and communication	1,1	0,9	0,8	0,6	0,6
Accommodation and food service activities	3,8	3,7	4,0	4,8	5,1
Real estate activities	11,9	11,6	15,4	22,1	15,3
Professional, scientific and technical activities	2,1	2,0	2,2	1,5	1,6
Administrative and support service activities	4,5	4,3	5,0	3,1	3,5
Education	0,2	0,3	0,3	0,3	0,4
Health care and social services	0,3	0,3	0,3	0,3	0,3
Arts, entertainment and recreation	1,0	0,8	0,6	0,4	0,5
Other service activities	10,7	11,0	11,0	9,3	9,4

Peasant and farm enterprises (PFE)

2.36 Number of registered PFE

units

	2013	2014	2015	2016	2017
Republic of Kazakhstan	189 168	192 038	188 848	185 754	194 987
Akmola	3 939	4 308	3 794	3 847	4 410
Aktobe	4 315	4 581	4 364	4 702	5 275
Almaty	46 386	47 198	50 116	46 469	48 398
Atyrau	1 654	1 860	1 959	2 147	2 336
Batys Kazakhstan	4 054	3 994	4 519	4 922	5 620
Zhambyl	16 630	16 687	16 022	15 937	16 490
Karagandy	5 560	6 991	6 902	6 835	7 949
Kostanai	6 013	5 959	4 837	4 831	5 375
Kyzylorda	2 679	2 775	2 839	3 586	5 365
Mangistau	1 058	1 322	1 256	1 394	1 715
Ontustik Kazakhstan	76 746	76 054	68 588	68 516	68 951
Pavlodar	3 749	3 822	3 619	3 406	3 390
Soltustik Kazakhstan	3 121	3 066	2 857	2 895	3 491
Shygys Kazakhstan	13 242	12 830	16 771	15 874	15 461
Astana city	11	10	7	36	124
Almaty city	11	581	398	357	637

2.37 Number of active PFE

units

	2013	2014	2015	2016	2017
Republic of Kazakhstan	158 583	152 697	181 154	177 884	187 527
Akmola	3 418	3 553	3 533	3 517	4 134
Aktobe	4 297	4 198	4 220	4 582	5 141
Almaty	44 776	43 657	45 263	42 118	44 801
Atyrau	1 532	1 586	1 928	2 063	2 249
Batys Kazakhstan	3 640	3 637	4 344	4 642	5 450
Zhambyl	15 360	15 409	15 788	15 578	16 064
Karagandy	4 974	5 764	6 555	6 685	7 701
Kostanai	4 899	4 804	4 641	4 622	5 108
Kyzylorda	1 434	1 621	2 791	3 464	5 063
Mangistau	833	778	1 218	1 355	1 677
Ontustik Kazakhstan	55 345	50 295	68 407	67 932	68 633
Pavlodar	2 944	3 211	3 355	3 154	3 211
Soltustik Kazakhstan	2 881	2 474	2 823	2 788	3 163
Shygys Kazakhstan	12 234	11 684	15 913	15 173	14 501
Astana city	5	9	4	32	108
Almaty city	11	17	371	179	523

2.38 Number of occupied in PFE

persons

	2013	2014	2015	2016	2017
Republic of Kazakhstan	346 915	309 377	286 541	276 401	286 038
Akmola	7 540	7 551	6 676	6 357	7 097
Aktobe	9 815	8 815	8 766	8 090	11 108
Almaty	101 403	84 393	78 433	73 985	64 678
Atyrau	2 811	2 447	2 470	2 530	3 639
Batys Kazakhstan	8 321	7 823	7 731	8 027	10 070
Zhambyl	46 730	43 504	33 293	31 793	31 916
Karagandy	15 284	14 224	12 953	12 578	13 117
Kostanai	10 211	9 981	9 198	8 930	10 832
Kyzylorda	3 653	4 177	4 484	4 669	8 782
Mangistau	1 204	1 035	1 226	1 276	2 594
Ontustik Kazakhstan	104 628	92 839	91 830	88 152	82 854
Pavlodar	6 603	7 045	6 602	6 286	7 508
Soltustik Kazakhstan	5 237	5 125	2 811	4 965	6 159
Shygys Kazakhstan	23 446	20 388	20 057	18 740	24 973
Astana city	6	8	4	5	117
Almaty city	23	22	7	18	594

2.39 Structure of occupied in PFE

in percent

	2013	2014	2015	2016	2017
Republic of Kazakhstan	100,0	100,0	100,0	100,0	100,0
Akmola	2,2	2,4	2,3	2,3	2,5
Aktobe	2,8	2,8	3,1	2,9	3,9
Almaty	29,2	27,3	27,4	26,8	22,6
Atyrau	0,8	0,8	0,9	0,9	1,3
Batys Kazakhstan	2,4	2,5	2,7	2,9	3,5
Zhambyl	13,5	14,1	11,6	11,5	11,2
Karagandy	4,4	4,6	4,5	4,5	4,6
Kostanai	2,9	3,2	3,2	3,2	3,8
Kyzylorda	1,1	1,4	1,6	1,7	3,1
Mangistau	0,3	0,3	0,4	0,5	0,9
Ontustik Kazakhstan	30,2	30,0	32,0	31,9	29,0
Pavlodar	1,9	2,3	2,3	2,3	2,6
Soltustik Kazakhstan	1,5	1,7	1,0	1,8	2,1
Shygys Kazakhstan	6,8	6,6	7,0	6,8	8,7
Astana city	0,0	0,0	0,0	0,0	0,0
Almaty city	0,0	0,0	0,0	0,0	0,2

2.40 Output of products of PFE

million tenge

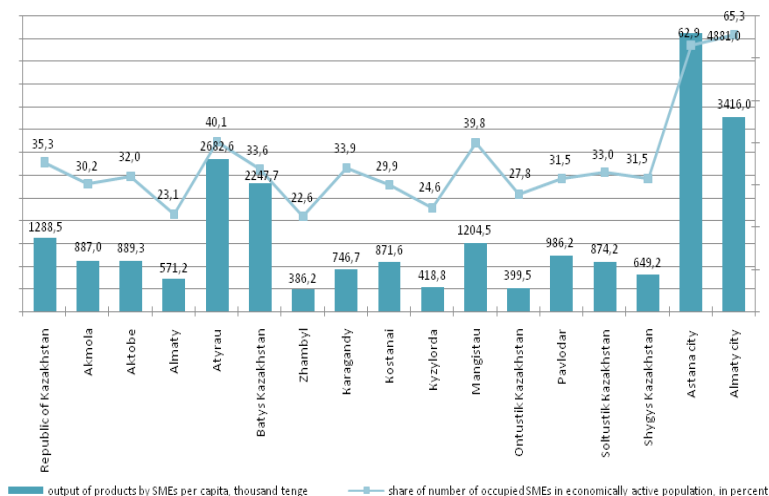
	2013	2014	2015	2016	2017
Republic of Kazakhstan	734 399	786 084	904 543	1 043 755	1 152 499
Akmola	38 596	37 236	40 894	39 245	46 240
Aktobe	31 818	33 260	36 924	43 451	49 121
Almaty	141 517	162 433	185 558	210 850	222 482
Atyrau	9 425	12 565	15 123	15 006	15 383
Batys Kazakhstan	28 110	33 051	32 452	48 086	51 913
Zhambyl	52 641	68 703	86 749	103 258	107 986
Karagandy	53 986	52 508	66 408	81 585	93 359
Kostanai	55 776	54 141	63 160	64 233	81 973
Kyzylorda	7 206	10 143	15 521	16 193	20 245
Mangistau	2 679	2 633	4 015	4 453	5 485
Ontustik Kazakhstan	122 828	133 922	144 751	165 769	163 403
Pavlodar	45 347	39 646	51 805	58 418	69 740
Soltustik Kazakhstan	42 625	47 169	54 282	60 847	73 816
Shygys Kazakhstan	101 803	98 492	106 777	132 300	151 322
Astana city	41,5	28	28	27	29
Almaty city	0	154	96	34	2

2.41 Structure of output of products by PFE

in percent

	2013	2014	2015	2016	2017
Republic of Kazakhstan	100,0	100,0	100,0	100,0	100,0
Akmola	5,3	4,8	4,5	3,8	4,0
Aktobe	4,3	4,2	4,1	4,2	4,3
Almaty	19,3	20,7	20,5	20,2	19,3
Atyrau	1,3	1,6	1,7	1,4	1,3
Batys Kazakhstan	3,8	4,2	3,6	4,6	4,5
Zhambyl	7,2	8,8	9,6	9,9	9,4
Karagandy	7,4	6,7	7,3	7,8	8,1
Kostanai	7,6	6,9	7,0	6,2	7,1
Kyzylorda	1,0	1,3	1,7	1,5	1,8
Mangistau	0,4	0,3	0,5	0,4	0,5
Ontustik Kazakhstan	16,7	17,0	16,0	15,9	14,2
Pavlodar	6,2	5,0	5,7	5,6	6,0
Soltustik Kazakhstan	5,8	6,0	6,0	5,8	6,4
Shygys Kazakhstan	13,9	12,5	11,8	12,7	13,1
Astana city	0,0	0,0	0,0	0,0	0,0
Almaty city	0,0	0,0	0,0	0,0	0,0

Socially significant indicators of SMEs in 2017



Brief methodological explanations

For small and medium-sized enterprises are legal entities, individual entrepreneurs and peasant or farm enterprises, whose activities are regulated by the Entrepreneurial Code of the Republic of Kazakhstan.

For small businesses are individual entrepreneurs without a legal entity and legal entities engaged in entrepreneurship, with an average annual number of employees not more than a hundred people, and the average annual income of not more than trehsottysyachekratnogo monthly calculation index established by the law on the national budget and applicable as of January 1 of the corresponding fiscal year.

To the subjects of medium-entre-ment are individual entrepreneurs and legal entities engaged in business not related to small and large businesses.

Individual enterprise is independent, enterprising activity of citizens of the Republic of Kazakhstan, oralmans, aimed at obtaining net income, based on the property of individuals themselves and carried out on behalf of individuals, their risk and their financial responsibility.

Peasant or farm enterprises is recognized association of persons in which the exercise of individual enterprise is inextricably linked with the use of agricultural land for agricultural production as well as processing and marketing of these products.

Type of economic activity - an activity in which the equipment, labor, manufacturing processes, information networks and products are combined, leading to the creation of a homogeneous product (goods and services). Type of economic activity is characterized by expenditures, production process and output. Each registered small business entity assigned to the economic activity that provides the greatest increase in value added, ie, It is the principal.

Output of products - the cost of all produced goods and rendered services in manufacturer price.

Small and medium enterprises in the Republic of Kazakhstan / Statistical collection /
Astana 2018

Responsible for the issue:

Ministry of National economy of the Republic of Kazakhstan

Committee on Statistics

Division of structural statistics

Chief expert

Khaletov A.Y.

Tel. +7 7172 749306

Head of the Division

M.V. Misyura

Tel. +7 7172 749140

Computer layout and design: